

CONFIDENTIAL

This document is the property of Evapco, Inc. It should not be copied or disclosed without prior written authorization.

EVAPCO, INC.



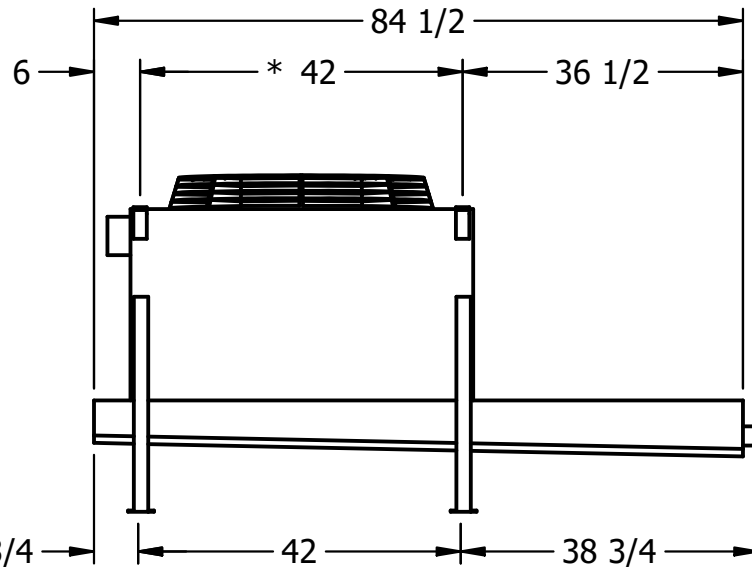
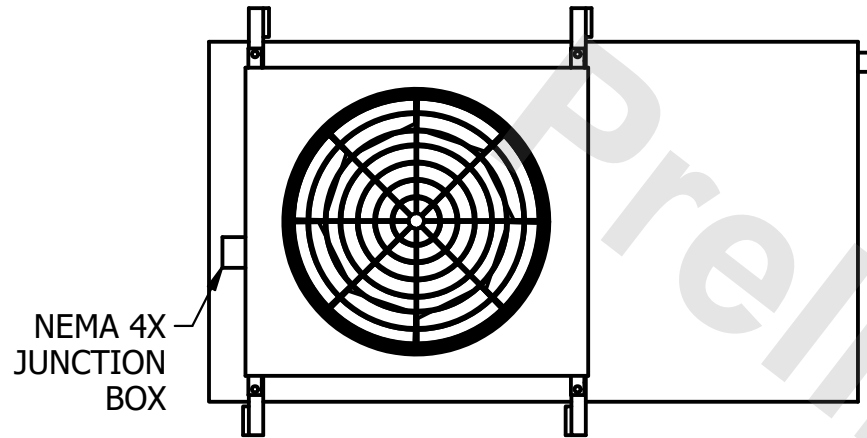
| | | | | | | | | | | |
|----------|---------|------------------------|-------|--------|--------|--------------|------|---|------|-----------|
| CUSTOMER | MODEL # | U-SSTWE1-9R43F0100F1LA | SCALE | N.T.S. | DWG. # | USSTW1-SE-4L | REV. | 0 | DATE | 5/18/2024 |
|----------|---------|------------------------|-------|--------|--------|--------------|------|---|------|-----------|

AIR FLOW DIAGRAM

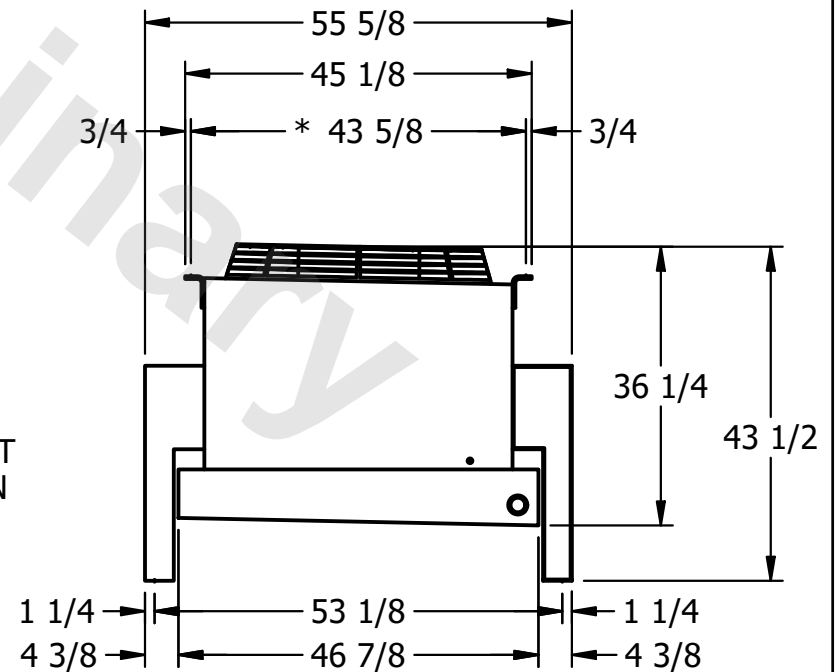


NOTES:

- 1) * = HANGER HOLE LOCATION.
- 2) HANGER HOLES ARE FOR 3/4 INCH THREADED ROD.
- 3) ALL DIMENSIONS ARE FOR REFERENCE AND SHOULD NOT BE USED FOR PREFABRICATION OF PIPING OR SUPPORTS.



2" MPT DRAIN



| | | | | | |
|---------|------|-----------------|--------------------|------------------|--------------------|
| PROJECT | ROOM | SHIPPING WEIGHT | 500 lbs+ [230] kg+ | OPERATING WEIGHT | 530 lbs+ [245] kg+ |
|---------|------|-----------------|--------------------|------------------|--------------------|