

# EVAPCO, INC.



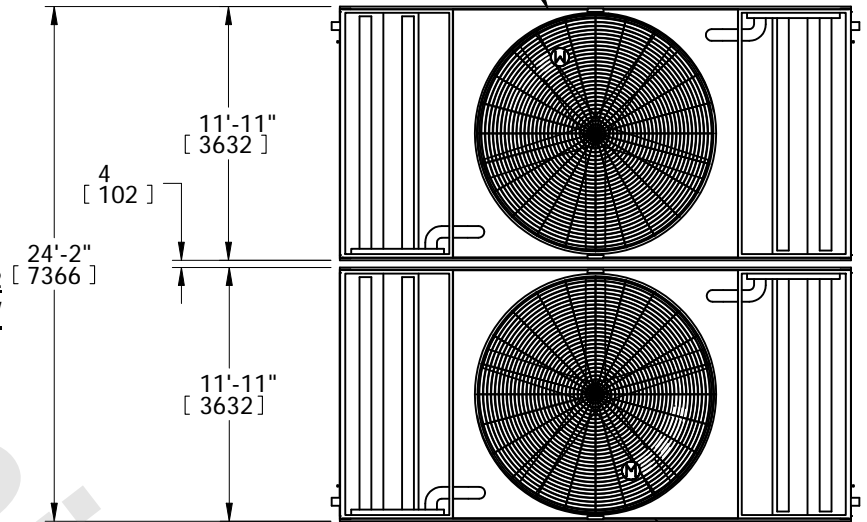
UNIT	MODEL #	SCALE	DWG. #	REV.	DATE	SERIAL #
EVAPORATIVE CONDENSER	PHC-D1374		HCD242412-DRC-ST	-	5/21/2024	

## NOTES:

1. (M)- FAN MOTOR LOCATION
2. HEAVIEST SECTION IS UPPER SECTION
3. MPT DENOTES MALE PIPE THREAD  
FPT DENOTES FEMALE PIPE THREAD  
BFW DENOTES BEVELED FOR WELDING  
GVD DENOTES GROOVED
4. +UNIT WEIGHT DOES NOT INCLUDE ACCESSORIES (SEE ACCESSORY DRAWINGS)
5. MAKE-UP WATER PRESSURE  
20 psi MIN [137 kPa], 50 psi MAX [344 kPa]
6. 3/4" DIA. MOUNTING HOLES. REFER TO RECOMMENDED STEEL SUPPORT DRAWING.
7. \*- APPROXIMATE DIMENSIONS DO NOT USE FOR PRE-FABRICATION OF CONNECTION PIPING.
8. DIMENSIONS LISTED AS FOLLOWS: ENGLISH IN [METRIC] [mm]

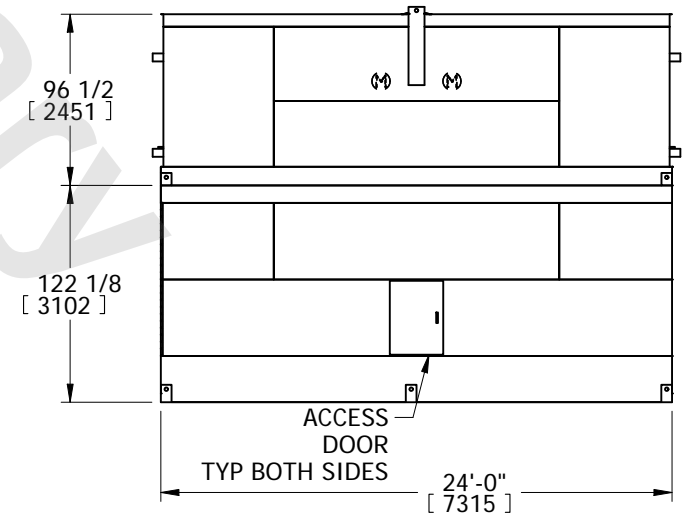
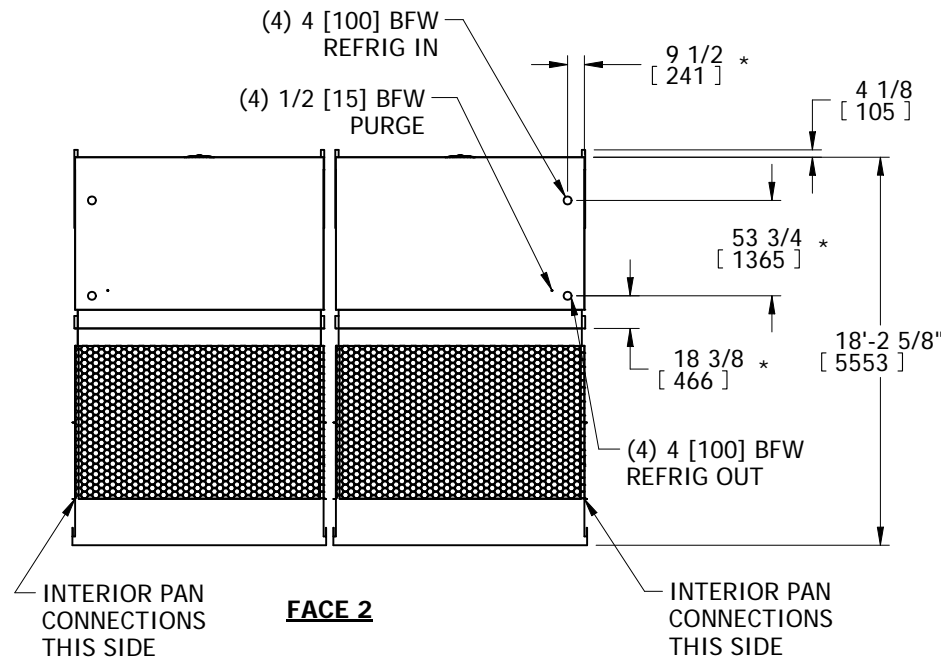
**FACE 2  
PLAN VIEW**

INTERIOR PAN  
CONNECTIONS  
THIS SIDE



**FACE 1**

INTERIOR PAN  
CONNECTIONS  
THIS SIDE



SHIPPING WEIGHT	60460 lbs+ [27425] kg+	OPERATING WEIGHT	90720 lbs+ [41150] kg+	HEAVIEST SECTION WEIGHT	20480 lbs+ [9290] kg+	NO. OF SHIPPING SECTIONS	4	DRAWN BY:	TLS
-----------------	------------------------	------------------	------------------------	-------------------------	-----------------------	--------------------------	---	-----------	-----