

CONFIDENTIAL

This document is the property of Evapco, Inc. It should not be copied or disclosed without prior written authorization.

EVAPCO, INC.



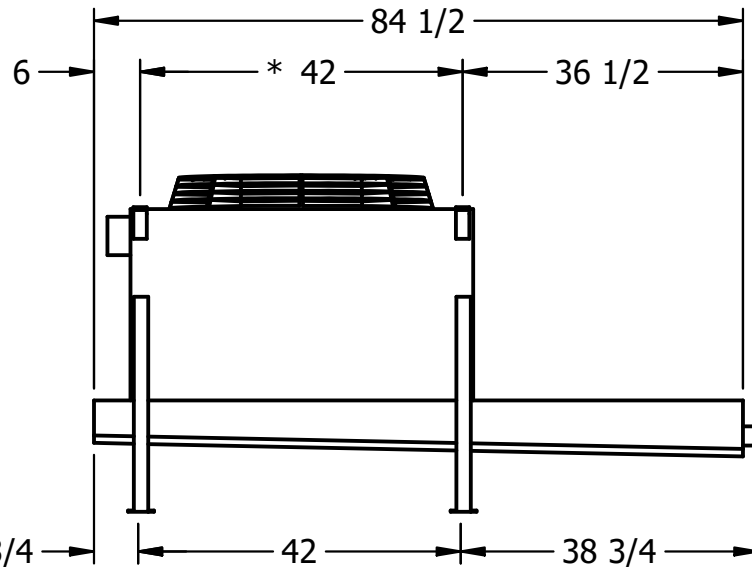
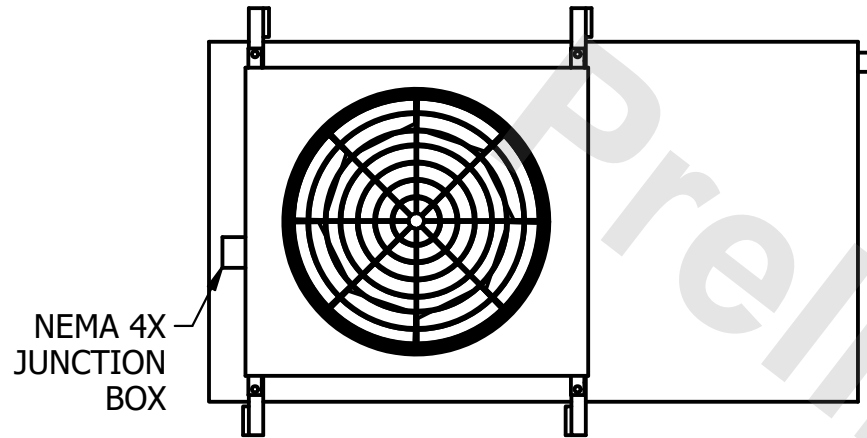
CUSTOMER	MODEL #	U-SSTWE1-9R44F0075F3LA	SCALE	N.T.S.	DWG. #	USSTW1-SE-4L	REV.	0	DATE	5/18/2024
----------	---------	------------------------	-------	--------	--------	--------------	------	---	------	-----------

AIR FLOW DIAGRAM

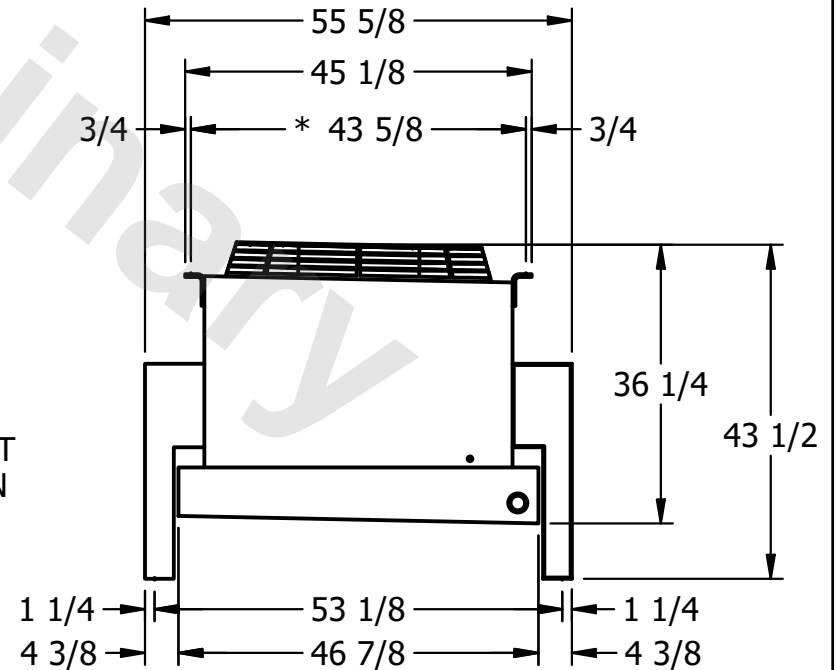


NOTES:

- 1) * = HANGER HOLE LOCATION.
- 2) HANGER HOLES ARE FOR 3/4 INCH THREADED ROD.
- 3) ALL DIMENSIONS ARE FOR REFERENCE AND SHOULD NOT BE USED FOR PREFABRICATION OF PIPING OR SUPPORTS.



2" MPT DRAIN



PROJECT	ROOM	SHIPPING WEIGHT	500 lbs+ [230] kg+	OPERATING WEIGHT	550 lbs+ [250] kg+
---------	------	-----------------	--------------------	------------------	--------------------