

This document is the property of Evapco, Inc. It should not be copied or disclosed without prior written authorization.



CUSTOMER

MODEL #

U-SSTWE1-9R44H0075F3LA

SCALE

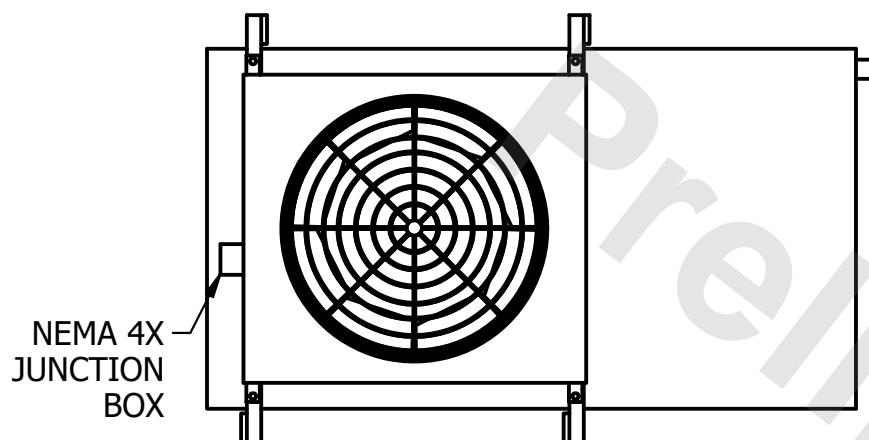
N.T.S.

DWG. #

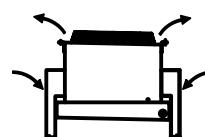
USSTW1-SE-4L

REV. 0

DATE	5/18/2024
------	-----------

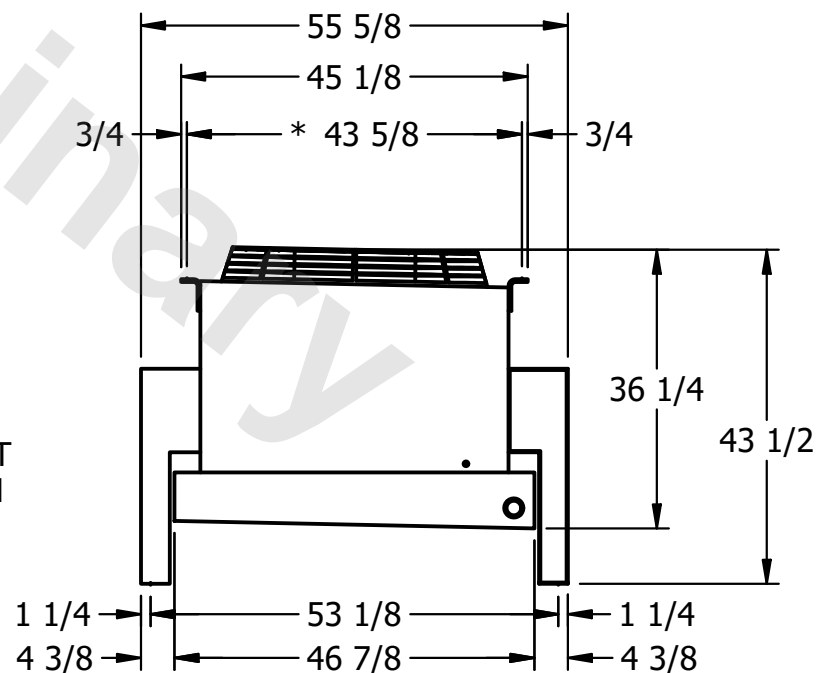
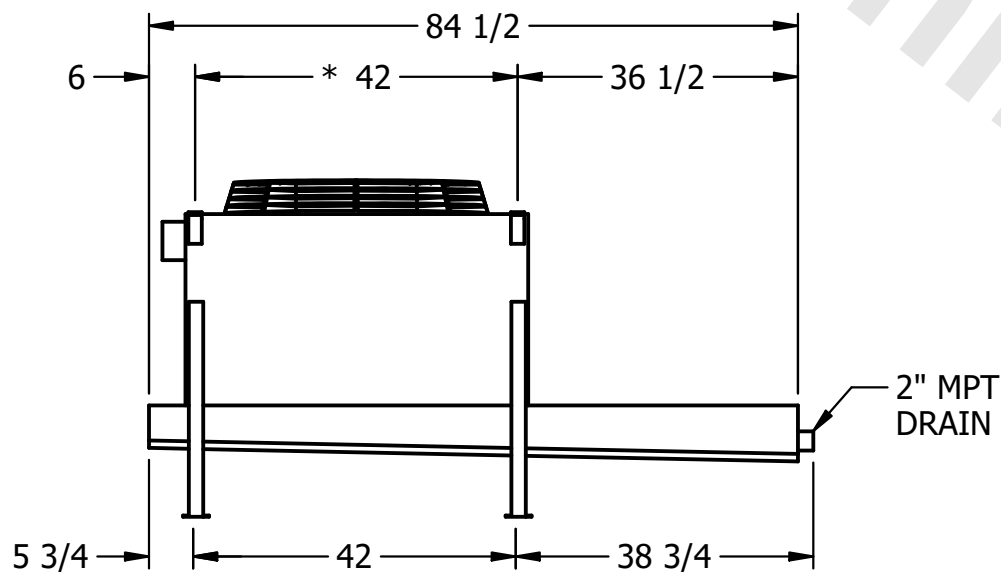


AIR FLOW DIAGRAM



NOTES:

- 1) * = HANGER HOLE LOCATION.
- 2) HANGER HOLES ARE FOR 3/4 INCH THREADED ROD.
- 3) ALL DIMENSIONS ARE FOR REFERENCE AND SHOULD NOT BE USED FOR PREFABRICATION OF PIPING OR SUPPORTS.



PROJECT

ROOM

SHIPPING
WEIGHT

560 lbs+ [255] kg+

OPERATING WEIGHT	10000
------------------	-------

600 lbs+ [275] kg+