

EVAPCO, INC.

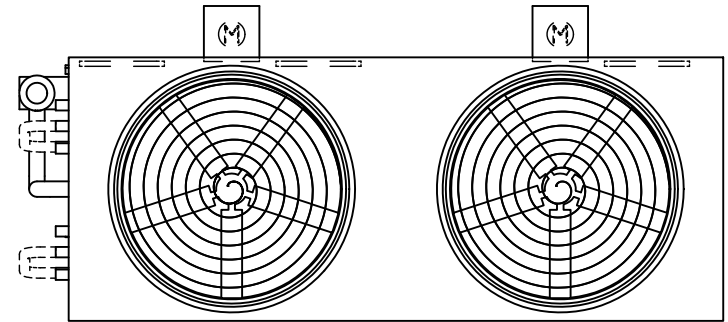


| | | | | | | |
|-------------------------------|-------------------------------|-----------------|-----------------------------|-----------|-------------------|----------|
| UNIT EVAPORATIVE CONDENSER | MODEL # ATC-DC-921H-25-1EF | SCALE N.T.S. | DWG. # EGCH092102-DRC-ST | REV. - | DATE 6/19/2026 | SERIAL # |
|-------------------------------|-------------------------------|-----------------|-----------------------------|-----------|-------------------|----------|

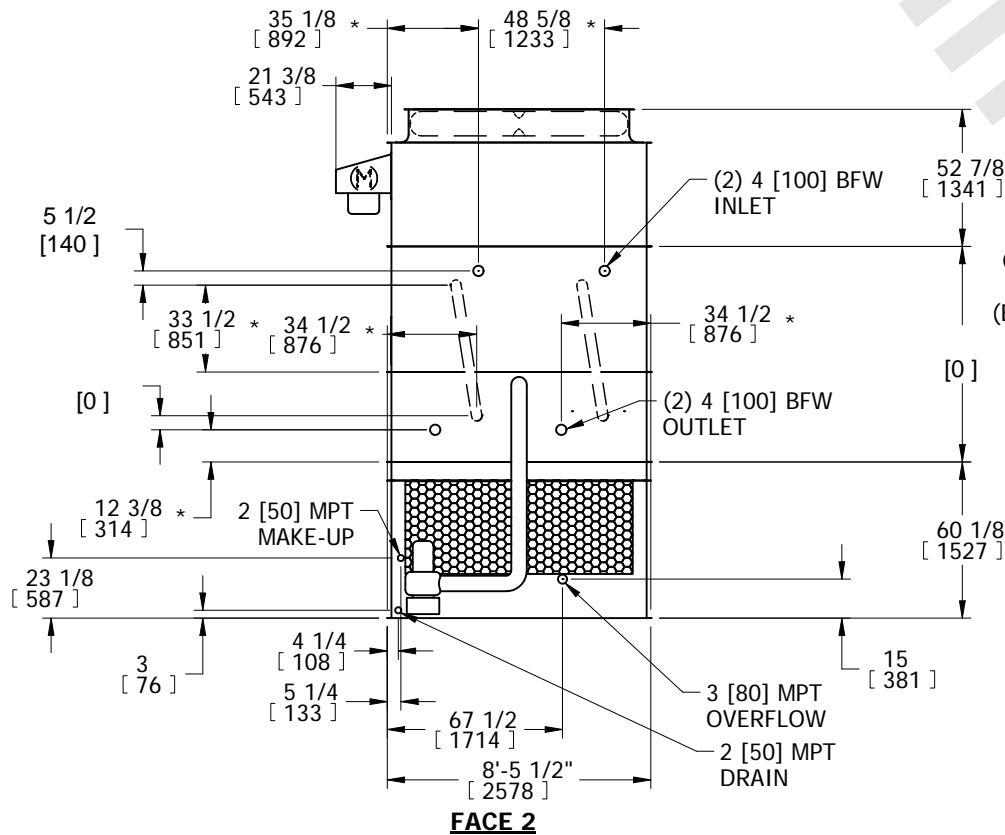
- NOTES:
- (M)- FAN MOTOR LOCATION
 - HEAVIEST SECTION IS COIL SECTION
 - MPT DENOTES MALE PIPE THREAD
FPT DENOTES FEMALE PIPE THREAD
BFW DENOTES BEVELED FOR WELDING
 - +UNIT WEIGHT DOES NOT INCLUDE ACCESSORIES (SEE ACCESSORY DRAWINGS)
 - MAKE-UP WATER PRESSURE
20 psi MIN [137 kPa], 50 psi MAX [344 kPa]

- DIMENSIONS LISTED AS FOLLOWS:
ENGLISH IN
[METRIC] [mm]
- * - APPROXIMATE DIMENSIONS DO NOT USE FOR PRE-FABRICATION OF CONNECTING PIPING.

**FACE 2
PLAN VIEW**

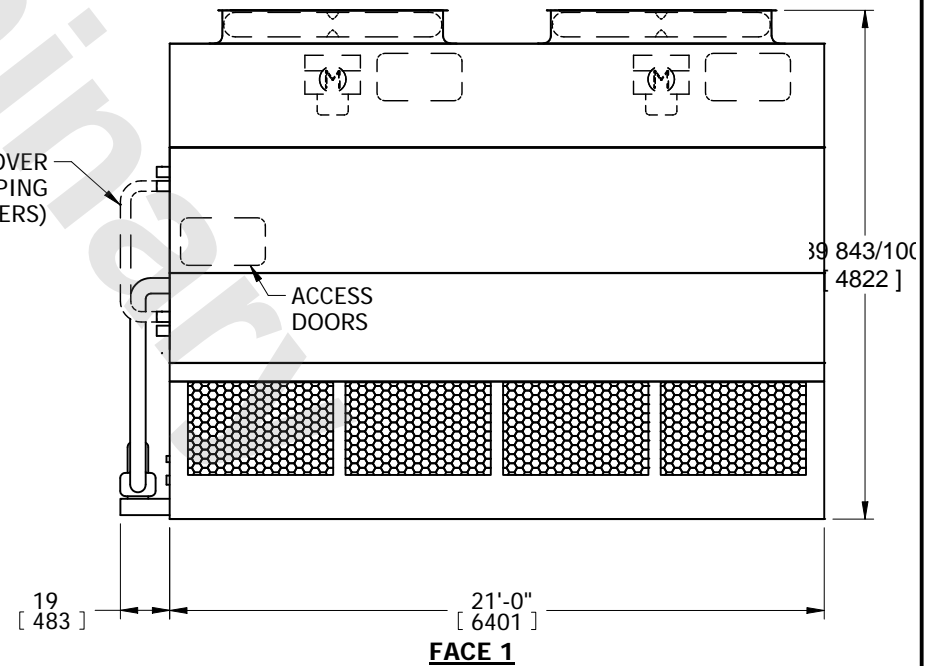


FACE 1



CROSSOVER PIPING (BY OTHERS)

ACCESS DOORS



FACE 1

| | | | | |
|--|--|--|-------------------------------|------------------|
| SHIPPING WEIGHT 19920 lbs+ [9040] kg+ | OPERATING WEIGHT 26620 lbs+ [12075] kg+ | HEAVIEST SECTION WEIGHT 12430 lbs+ [5640] kg+ | NO. OF SHIPPING SECTIONS 3 | DRAWN BY: SFR |
|--|--|--|-------------------------------|------------------|