

EVAPCO, INC.



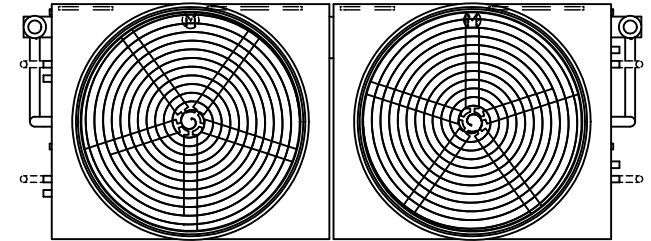
UNIT	EVAPORATIVE CONDENSER	MODEL #	ATC-DC-1228L-25-2EF	SCALE	N.T.S.	DWG. #	EGCH122804-DRC-ST	REV.	-	DATE	12/14/2025	SERIAL #	
------	-----------------------	---------	---------------------	-------	--------	--------	-------------------	------	---	------	------------	----------	--

NOTES:

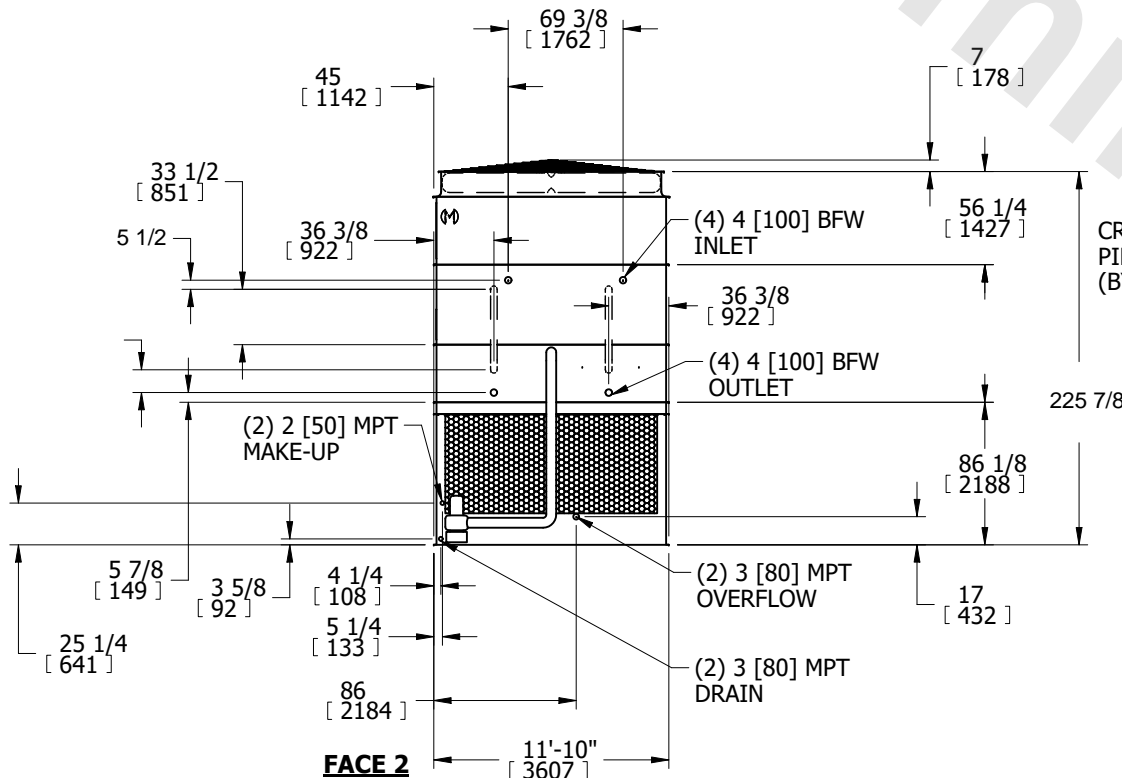
1. (M)- FAN MOTOR LOCATION
2. HEAVIEST SECTION IS COIL SECTION
3. MPT DENOTES MALE PIPE THREAD
FPT DENOTES FEMALE PIPE THREAD
BFW DENOTES BEVELED FOR WELDING
GVD DENOTES GROOVED
FLG DENOTES FLANGE
4. +UNIT WEIGHT DOES NOT INCLUDE
ACCESSORIES (SEE ACCESSORY
DRAWINGS)
5. MAKE-UP WATER PRESSURE
20 psi MIN [137 kPa], 50 psi MAX [344 kPa]

6. 3/4" [19mm] DIA. MOUNTING HOLES. REFER
TO RECOMMENDED STEEL SUPPORT DRAWING.
7. * - APPROXIMATE DIMENSIONS DO
NOT USE FOR PRE-FABRICATION
OF CONNECTING PIPING.

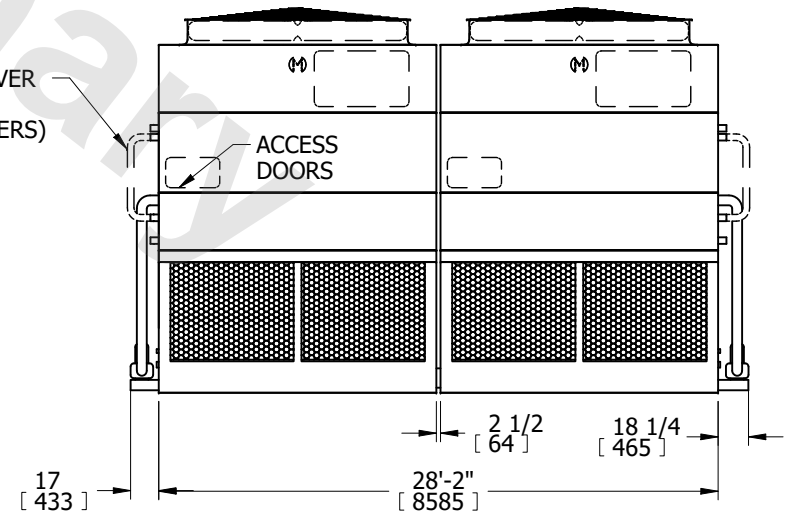
**FACE 2
PLAN VIEW**



FACE 1



CROSSOVER
PIPING
(BY OTHERS)



FACE 1

SHIPPING WEIGHT	45100 lbs+ [20460] kg+	OPERATING WEIGHT	61500 lbs+ [27900] kg+	HEAVIEST SECTION WEIGHT	18700 lbs+ [8485] kg+	NO. OF SHIPPING SECTIONS	6	DRAWN BY:	SFR
-----------------	------------------------	------------------	------------------------	-------------------------	-----------------------	--------------------------	---	-----------	-----