

# EVAPCO, INC.

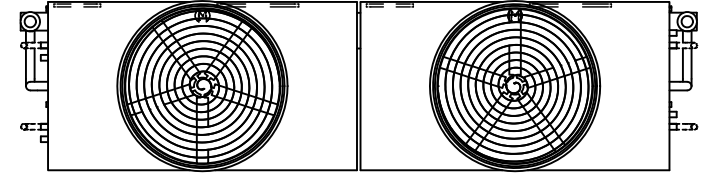


|                               |                                |                 |                             |           |                   |          |
|-------------------------------|--------------------------------|-----------------|-----------------------------|-----------|-------------------|----------|
| UNIT<br>EVAPORATIVE CONDENSER | MODEL #<br>ATC-DC-1036J-25-2EF | SCALE<br>N.T.S. | DWG. #<br>EGCHTM3604-DRA-ST | REV.<br>- | DATE<br>6/19/2026 | SERIAL # |
|-------------------------------|--------------------------------|-----------------|-----------------------------|-----------|-------------------|----------|

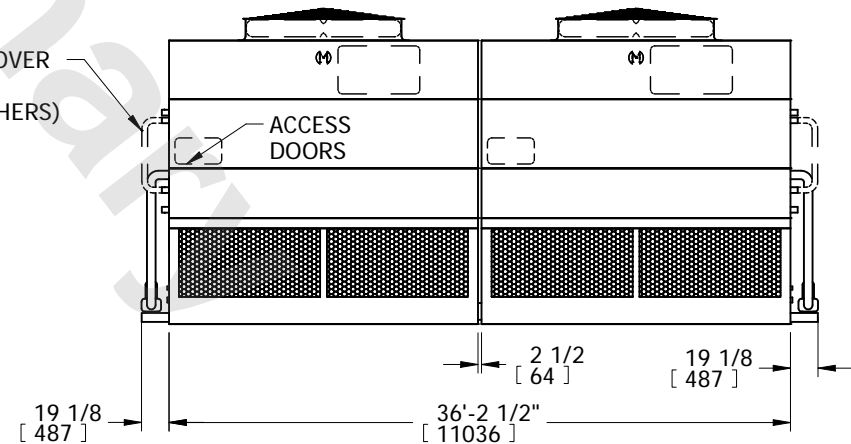
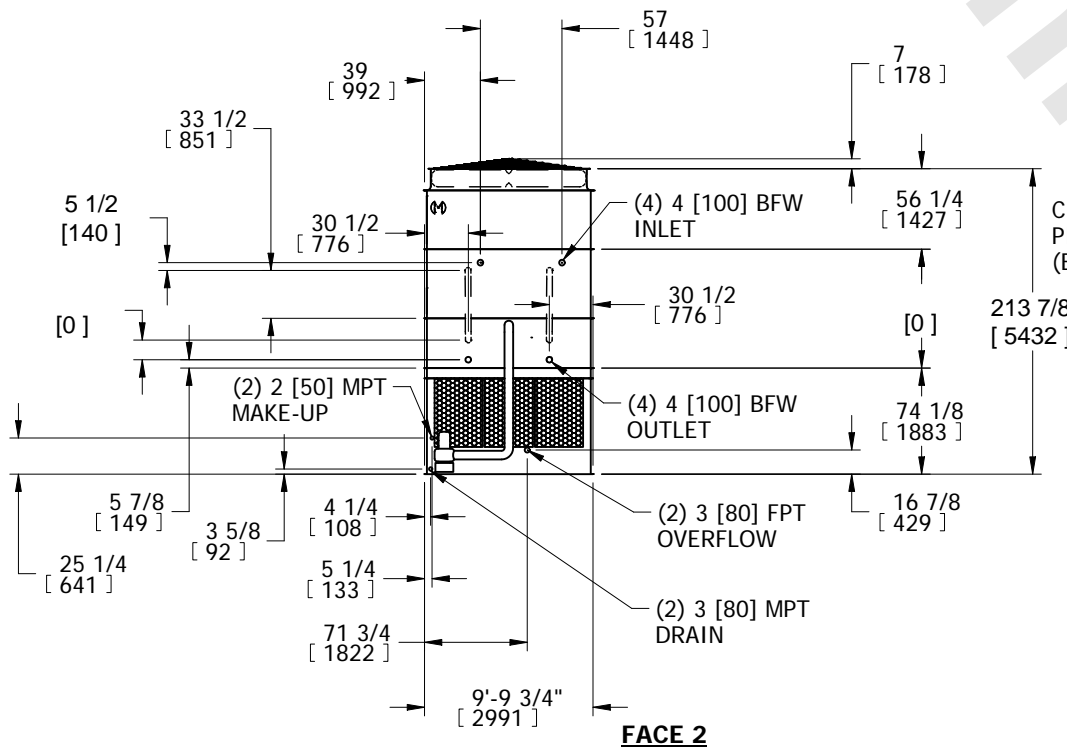
- NOTES:
- (M)- FAN MOTOR LOCATION
  - HEAVIEST SECTION IS COIL SECTION
  - MPT DENOTES MALE PIPE THREAD  
FPT DENOTES FEMALE PIPE THREAD  
BFW DENOTES BEVELED FOR WELDING
  - +UNIT WEIGHT DOES NOT INCLUDE ACCESSORIES (SEE ACCESSORY DRAWINGS)
  - MAKE-UP WATER PRESSURE  
20 psi MIN [137 kPa], 50 psi MAX [344 kPa]

- DIMENSIONS LISTED AS FOLLOWS:  
ENGLISH IN  
[METRIC] [mm]
- \* - APPROXIMATE DIMENSIONS DO NOT USE FOR PRE-FABRICATION OF CONNECTING PIPING.

**FACE 2  
PLAN VIEW**



**FACE 1**



**FACE 1**

|                                           |                                            |                                                  |                               |                  |
|-------------------------------------------|--------------------------------------------|--------------------------------------------------|-------------------------------|------------------|
| SHIPPING WEIGHT<br>49790 lbs+ [22585] kg+ | OPERATING WEIGHT<br>68740 lbs+ [31180] kg+ | HEAVIEST SECTION WEIGHT<br>20480 lbs+ [9290] kg+ | NO. OF SHIPPING SECTIONS<br>6 | DRAWN BY:<br>SFR |
|-------------------------------------------|--------------------------------------------|--------------------------------------------------|-------------------------------|------------------|