
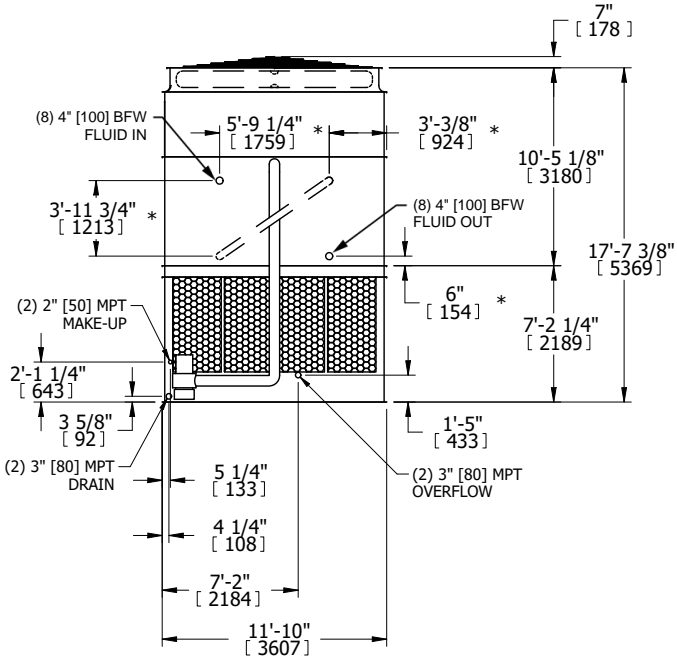


UNIT CLOSED CIRCUIT COOLER		EVAPCO, INC. 	DWG. # WB3124012-DRC-SF	REV. -
MODEL # ATWB 12-6P40-Z	SCALE NTS		SERIAL #	DATE 9/15/2025

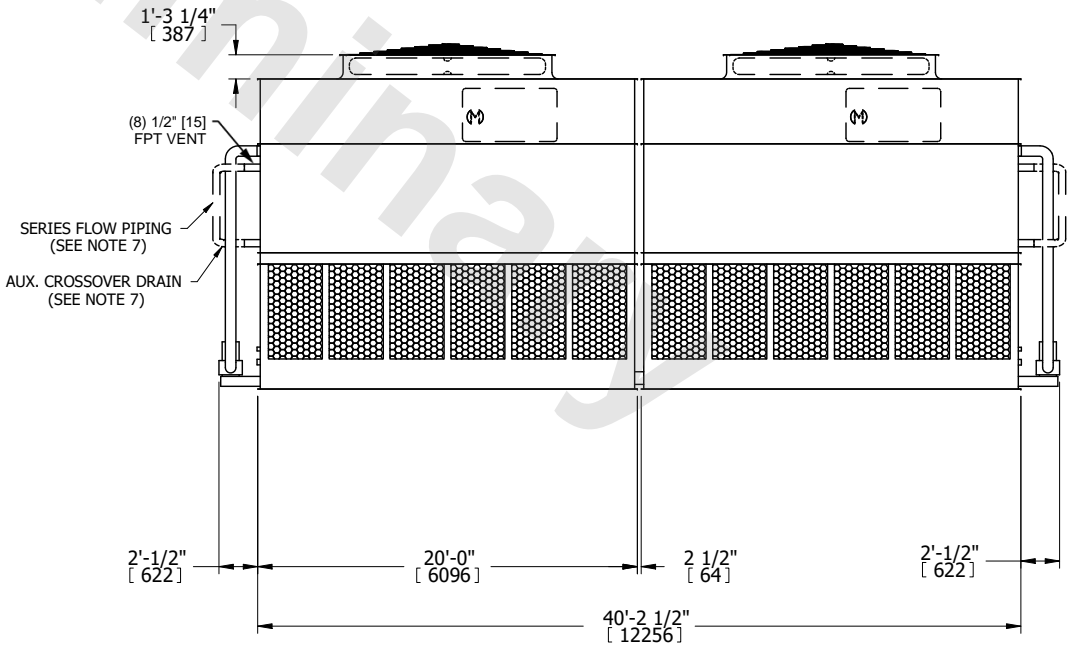
NOTES:

1. (M)- FAN MOTOR LOCATION
2. HEAVIEST SECTION IS UPPER SECTION
3. MPT DENOTES MALE PIPE THREAD
FPT DENOTES FEMALE PIPE THREAD
BFW DENOTES BEVELED FOR WELDING
GVD DENOTES GROOVED
FLG DENOTES FLANGE
PE DENOTES PLAIN END
4. +UNIT WEIGHT DOES NOT INCLUDE ACCESSORIES (SEE ACCESSORY DRAWINGS)
5. MAKE-UP WATER PRESSURE
20 psi MIN [137 kPa], 50 psi MAX [344 kPa]
6. *-APPROXIMATE DIMENSIONS DO NOT USE FOR PRE-FABRICATION OF CONNECTING PIPING
7. SERIES FLOW PIPING AND AUX. CROSSOVER DRAIN BY OTHERS.
8. 3/4" [19MM] DIA. MOUNTING HOLES. REFER TO RECOMMENDED STEEL SUPPORT DRAWING.
9. DIMENSIONS LISTED AS FOLLOWS:
ENGLISH FT-IN
METRIC [mm]

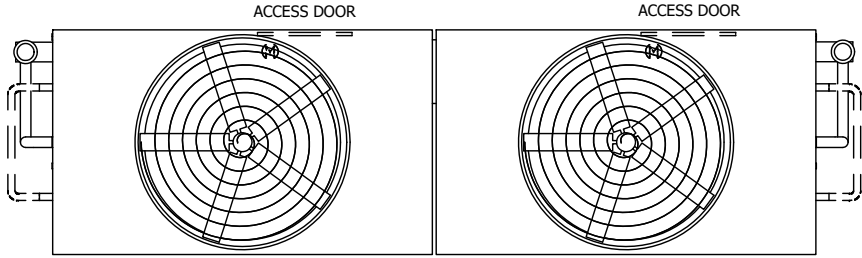
FACE B



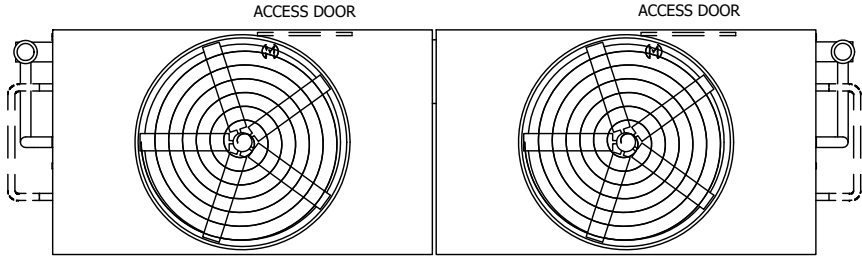
FACE A



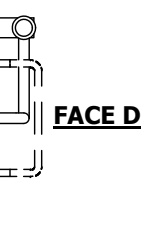
FACE B



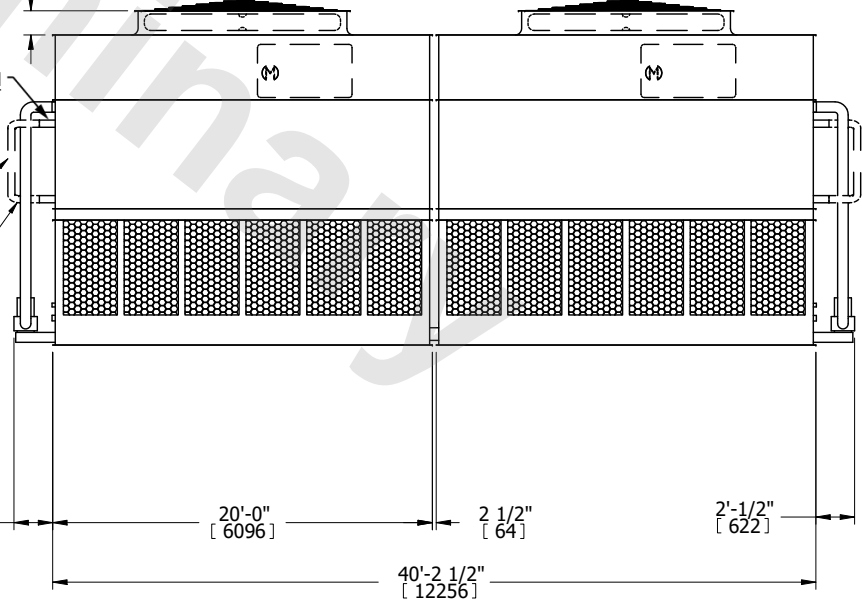
FACE C



FACE D



FACE A



SHIPPING WEIGHT 68780 lbs+ [31200] kg+	OPERATING WEIGHT 105920 lbs+ [48045] kg+	HEAVIEST SECTION WEIGHT 29880 lbs+ [13555] kg+	NO. OF SHIPPING SECTIONS 4	DRAWN BY: JLG
---	---	---	-------------------------------	------------------