UNIT	CLOSED CIRCUIT COOLER		EVAPCO, INC.	DWG. #	WLEP83612-DRD-ST	REV.	-
MODEL #	LSWE 8P-6O36	SCALE	NTS	SERIAL #		DATE	10/7/2025

NOTES:
1. (M)- FAN MOTOR LOCATION
2. HEAVIEST SECTION IS COIL SECTION
3. MPT DENOTES MALE PIPE THREAD
   FPT DENOTES FEMALE PIPE THREAD
   BFW DENOTES BEVELED FOR WELDING
   GVD DENOTES GROOVED
   FLG DENOTES FLANGE
   PE DENOTES PLAIN END
4. +UNIT WEIGHT DOES NOT INCLUDE ACCESSORIES (SEE ACCESSORY DRAWINGS)
5. 3/4" [19mm] DIA. MOUNTING HOLES. REFER TO RECOMMENDED STEEL SUPPORT DRAWING
6. DIMENSIONS LISTED AS FOLLOWS: ENGLISH FT IN [METRIC] [mm]
7. * - APPROXIMATE DIMENSIONS DO NOT USE FOR PRE-FABRICATION OF CONNECTING PIPING
8. MAKE-UP WATER PRESSURE 20 psi [137 kPa] MIN, 50 psi [344 kPa] MAX

Preliminary

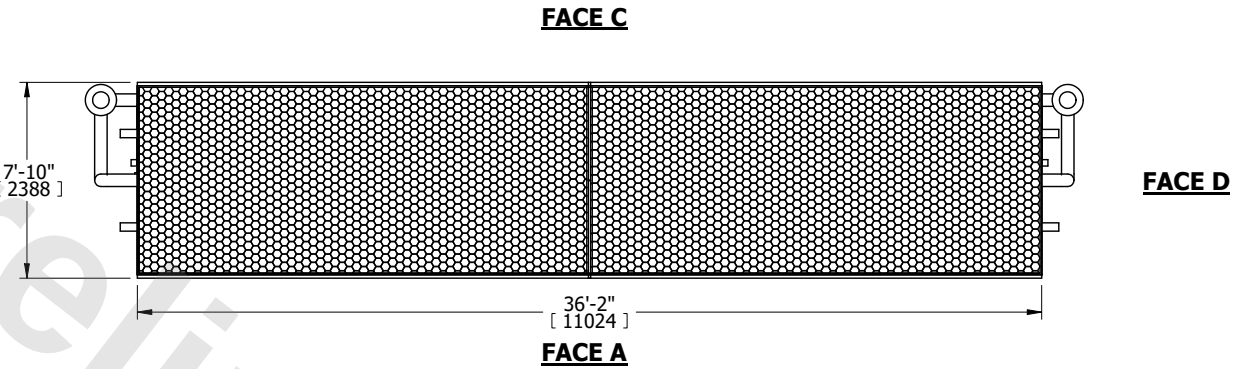

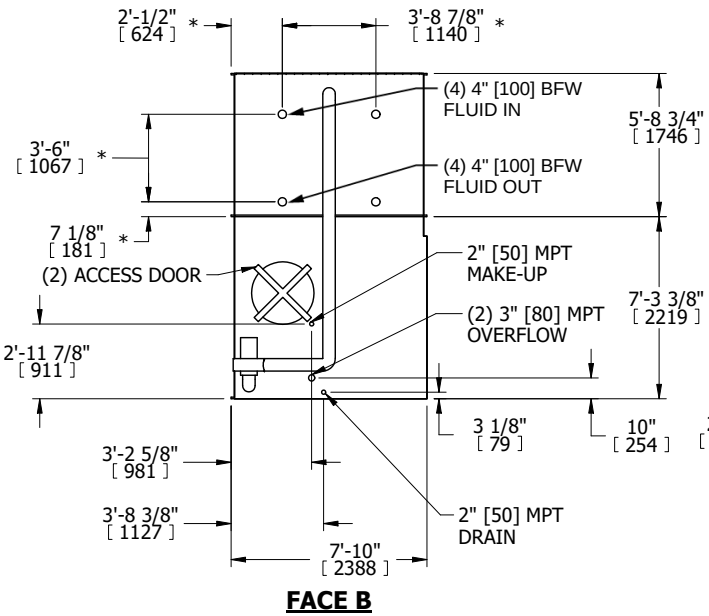

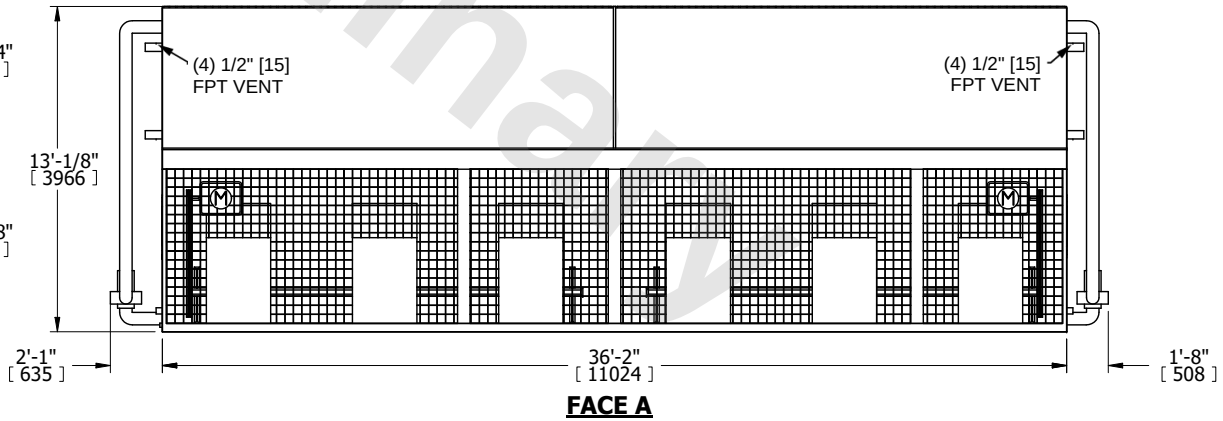

SHIPPING WEIGHT	41690 lbs+ [18915] kg+	OPERATING WEIGHT	61690 lbs+ [27985] kg+	HEAVIEST SECTION WEIGHT	15200 lbs+ [6895] kg+	NO. OF SHIPPING SECTIONS	3	DRAWN BY:	TLS