

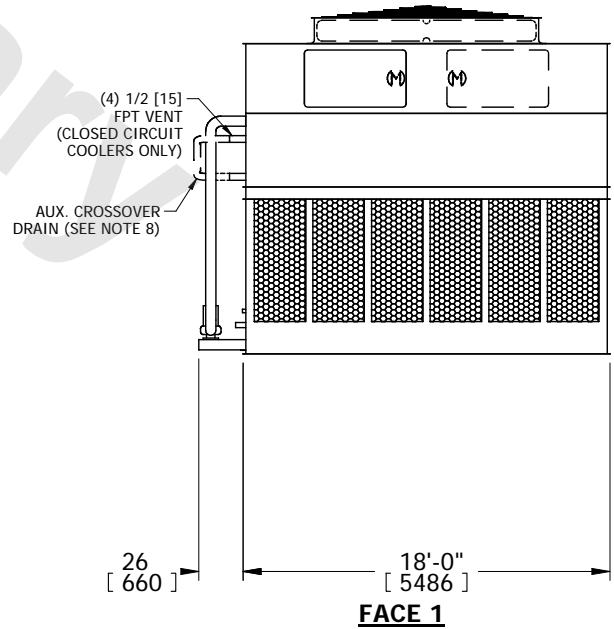
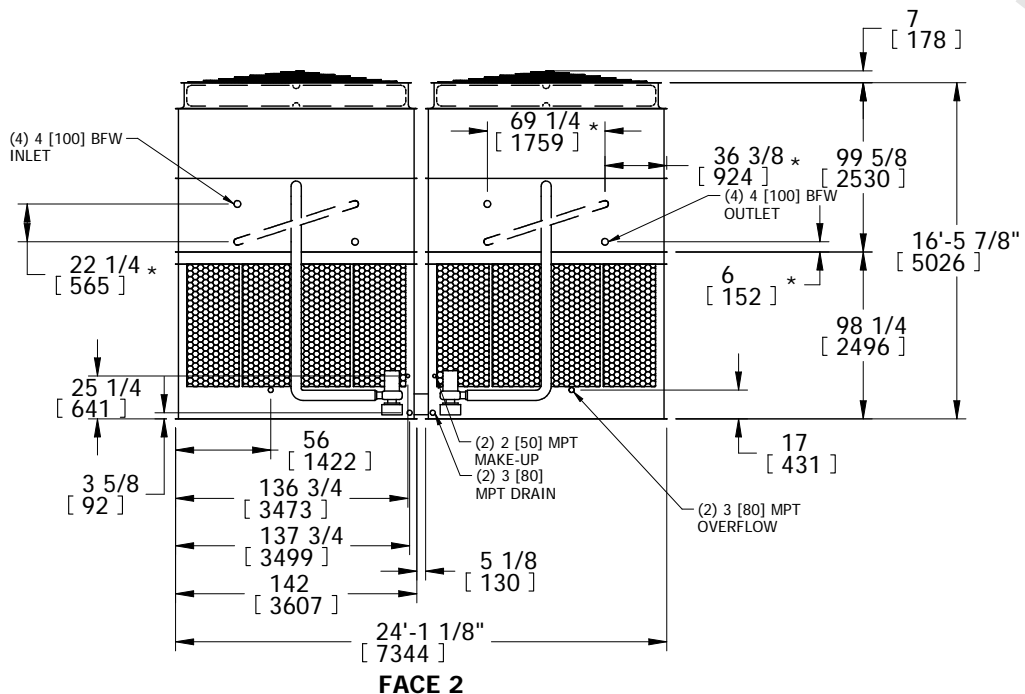
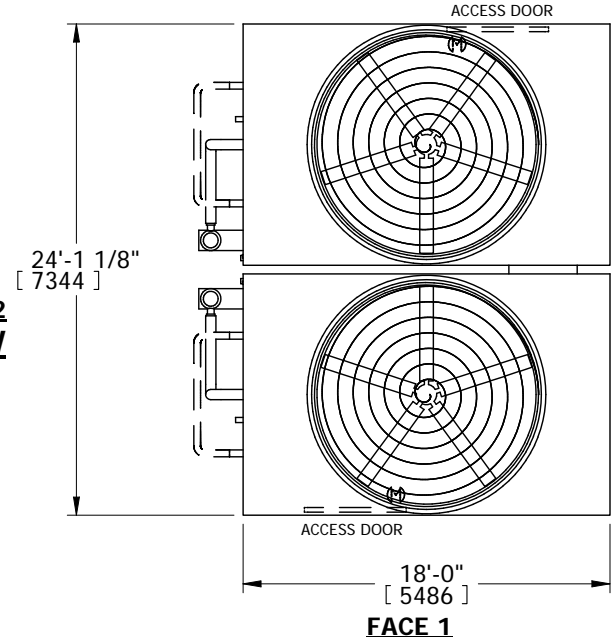
# EVAPCO, INC.



UNIT CLOSED CIRCUIT COOLER	MODEL # eco-ATWB 24-3K18-Z	SCALE N.T.S.	DWG. # EG241806-DRA-SF	REV. -	DATE 12/13/2025	SERIAL #
-------------------------------	-------------------------------	-----------------	---------------------------	-----------	--------------------	----------

- NOTES:
- (M)- FAN MOTOR LOCATION
  - HEAVIEST SECTION IS UPPER SECTION
  - MPT DENOTES MALE PIPE THREAD  
FPT DENOTES FEMALE PIPE THREAD  
BFW DENOTES BEVELED FOR WELDING
  - +UNIT WEIGHT DOES NOT INCLUDE ACCESSORIES (SEE ACCESSORY DRAWINGS)
  - MAKE-UP WATER PRESSURE  
20 psi MIN [137 kPa], 50 psi MAX [344 kPa]
  - \* -APPROXIMATE DIMENSIONS DO NOT USE FOR PRE-FABRICATION OF CONNECTING PIPING
  - VENT PROVIDED ON CLOSED CIRCUIT COOLERS ONLY
  - SERIES FLOW PIPING AND AUX. CROSSOVER DRAIN BY OTHERS

Preliminary



SHIPPING WEIGHT 48620 lbs+ [22055] kg+	OPERATING WEIGHT 74480 lbs+ [33785] kg+	HEAVIEST SECTION WEIGHT 20390 lbs+ [9250] kg+	NO. OF SHIPPING SECTIONS 4
---	--	--	-------------------------------