

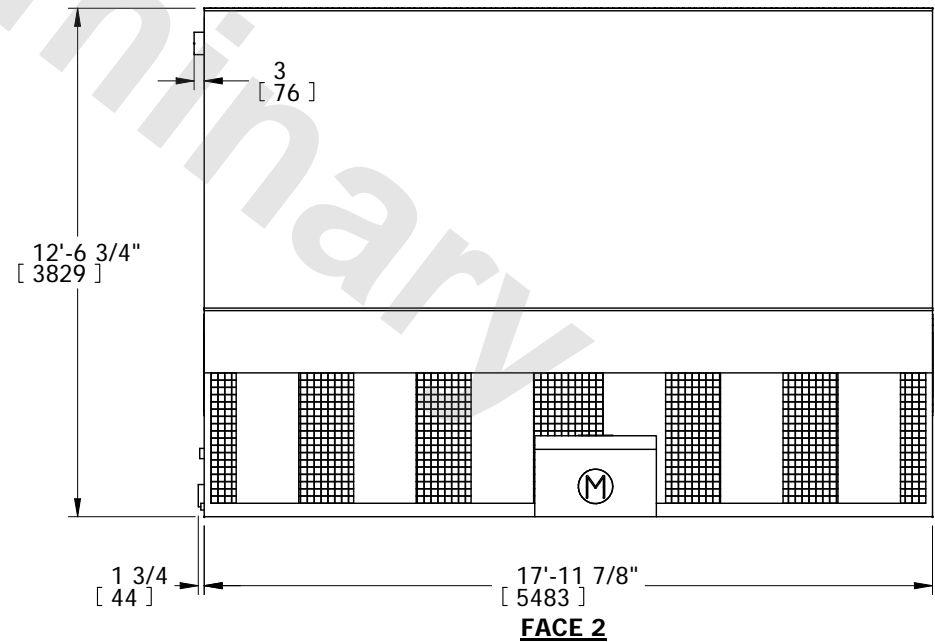
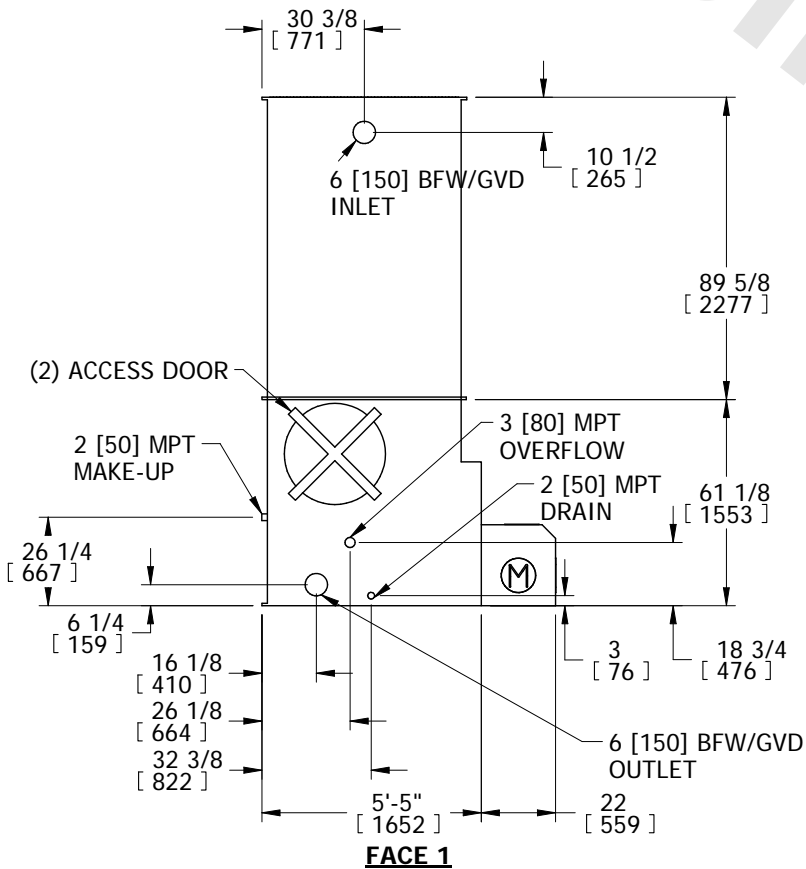
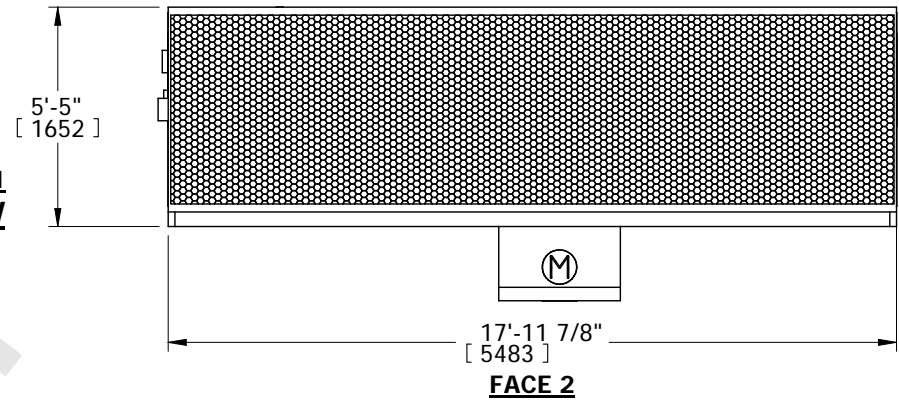
EVAPCO, INC.



UNIT COOLING TOWER	MODEL # LSTE-5718	SCALE N.T.S.	DWG. # TLE051848-DRA-ST	REV. -	DATE 7/5/2025	SERIAL #
------------------------------	----------------------	-----------------	----------------------------	-----------	------------------	----------

- NOTES:
- (M)- FAN MOTOR LOCATION
 - HEAVIEST SECTION IS LOWER SECTION
 - MPT DENOTES MALE PIPE THREAD
FPT DENOTES FEMALE PIPE THREAD
BFW DENOTES BEVELED FOR WELDING
GVD DENOTES GROOVED FOR VICTAULIC
 - +UNIT WEIGHT DOES NOT INCLUDE ACCESSORIES (SEE ACCESSORY DRAWINGS)
 - MAKE-UP WATER PRESSURE
20 psi MIN [137 kPa], 50 psi MAX [344 kPa]
 - 3/4" [19mm] DIA. MOUNTING HOLES. REFER TO RECOMMENDED STEEL SUPPORT DRAWING
 - DIMENSIONS LISTED AS FOLLOWS: ENGLISH IN [METRIC] [mm]
 - MAKE-UP CONNECTION LOCATED 33" FROM CONNECTION END OF UNIT

**FACE 1
PLAN VIEW**



SHIPPING WEIGHT 6890 lbs+ [3125] kg+	OPERATING WEIGHT 10080 lbs+ [4572] kg+	HEAVIEST SECTION WEIGHT 3920 lbs+ [1778] kg+	NO. OF SHIPPING SECTIONS 2
---	---	---	-------------------------------