

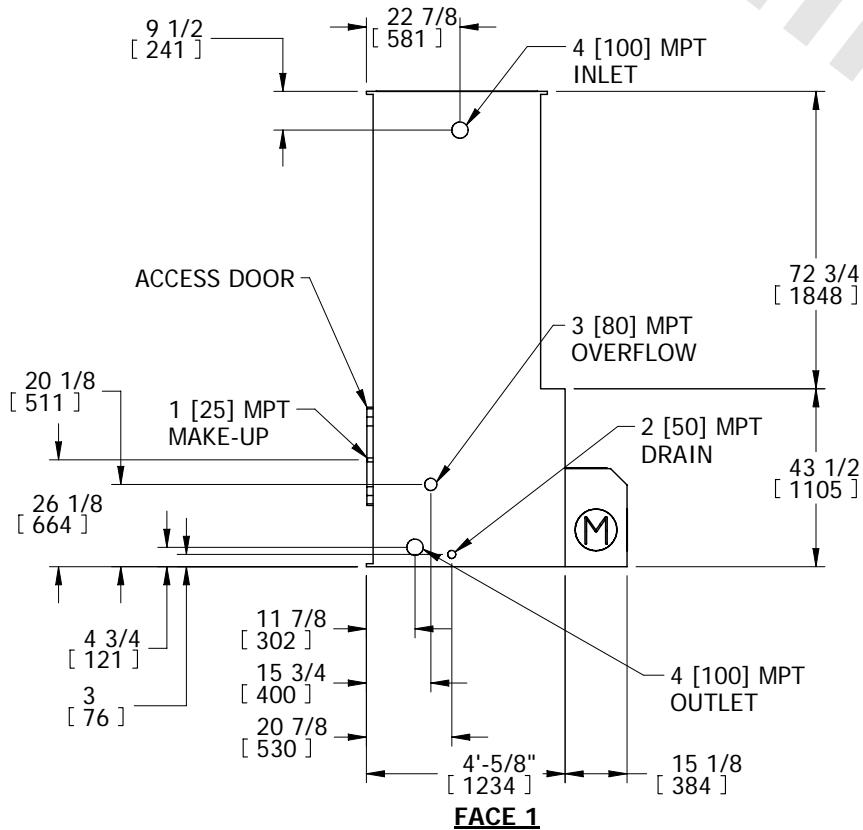
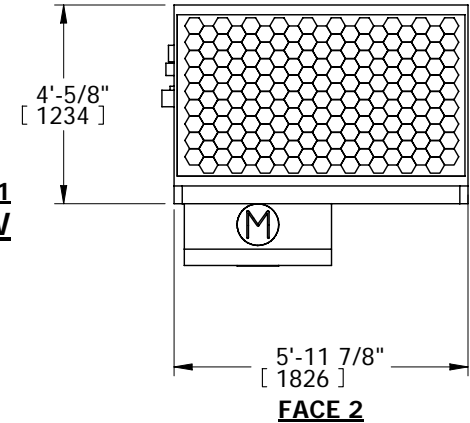
EVAPCO, INC.



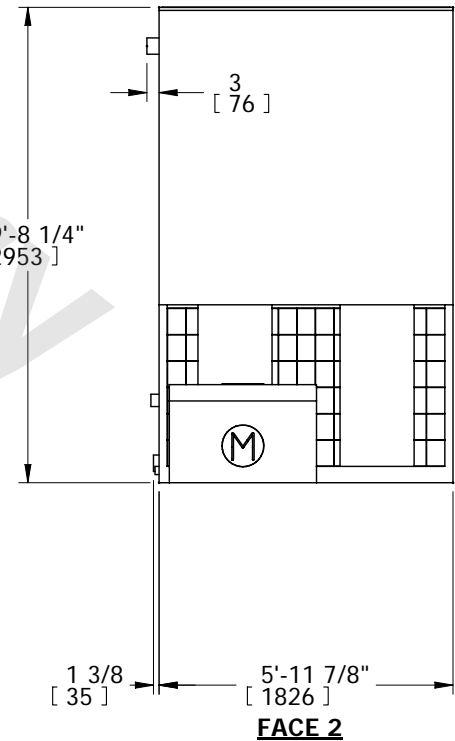
UNIT COOLING TOWER	MODEL # LSTE-456U	SCALE N.T.S.	DWG. # TLE040636-DRA-ST	REV. -	DATE 5/25/2026	SERIAL #
------------------------------	----------------------	-----------------	----------------------------	-----------	-------------------	----------

- NOTES:
1. (M)- FAN MOTOR LOCATION
 2. HEAVIEST SECTION IS LOWER SECTION
 3. MPT DENOTES MALE PIPE THREAD
FPT DENOTES FEMALE PIPE THREAD
BFW DENOTES BEVELED FOR WELDING
GVD DENOTES GROOVED FOR VICTAULIC
 4. +UNIT WEIGHT DOES NOT INCLUDE ACCESSORIES (SEE ACCESSORY DRAWINGS)
 5. MAKE-UP WATER PRESSURE
20 psi MIN [137 kPa], 50 psi MAX [344 kPa]
 6. 3/4" [19mm] DIA. MOUNTING HOLES. REFER TO RECOMMENDED STEEL SUPPORT DRAWING
 7. DIMENSIONS LISTED AS FOLLOWS: ENGLISH IN [METRIC] [mm]
 8. MAKE-UP CONNECTION LOCATED 7 5/8" FROM CONNECTION END OF UNIT

**FACE 1
PLAN VIEW**



FACE 1



FACE 2

SHIPPING WEIGHT 1810 lbs+ [821] kg+	OPERATING WEIGHT 2470 lbs+ [1120] kg+	HEAVIEST SECTION WEIGHT 1090 lbs+ [494] kg+	NO. OF SHIPPING SECTIONS 2
--	--	--	-------------------------------