

EVAPCO, INC.

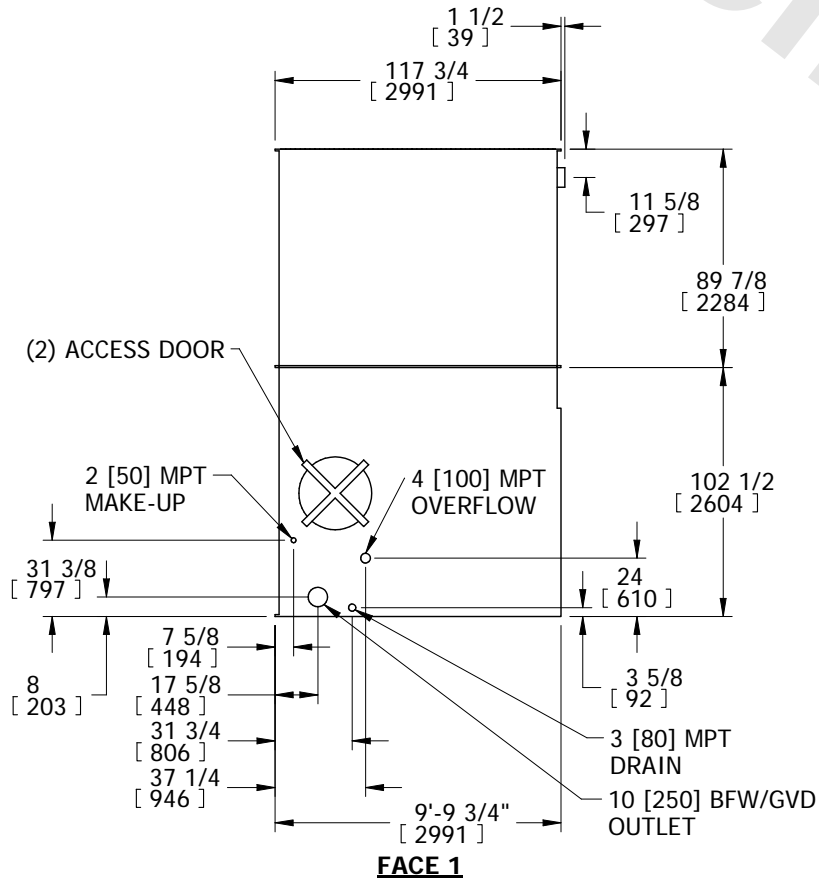


UNIT	MODEL #	SCALE	DWG. #	REV.	DATE	SERIAL #
COOLING TOWER	LSTE-10518U	N.T.S.	TLETM1848-DRA-ST	-	9/6/2025	

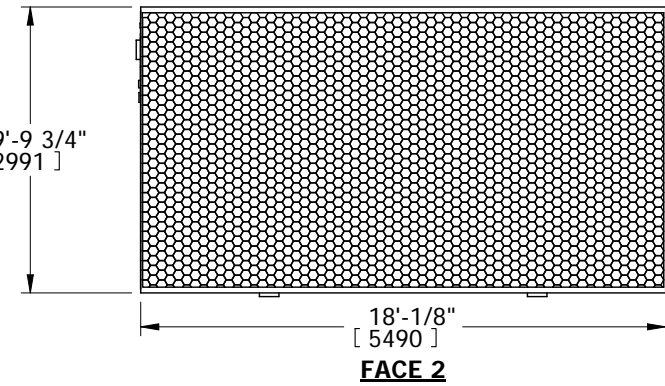
NOTES:

1. (M)- FAN MOTOR LOCATION
2. HEAVIEST SECTION IS LOWER SECTION
3. MPT DENOTES MALE PIPE THREAD
FPT DENOTES FEMALE PIPE THREAD
BFW DENOTES BEVELED FOR WELDING
GVD DENOTES GROOVED FOR VICTAULIC
4. +UNIT WEIGHT DOES NOT INCLUDE
ACCESSORIES (SEE ACCESSORY DRAWINGS)
5. MAKE-UP WATER PRESSURE
20 psi MIN [137 kPa], 50 psi MAX [344 kPa]
6. 3/4" [19mm] DIA. MOUNTING HOLES. REFER TO
RECOMMENDED STEEL SUPPORT DRAWING
7. DIMENSIONS LISTED AS FOLLOWS: ENGLISH IN
[METRIC] [mm]

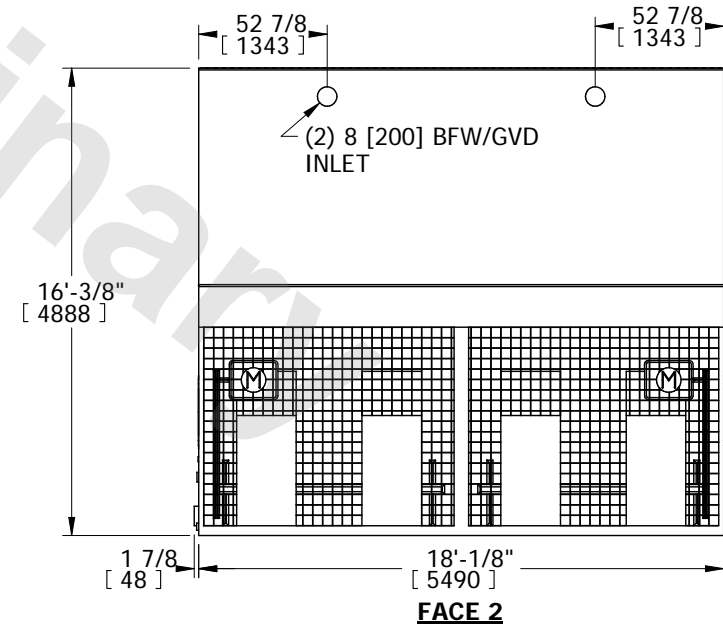
**FACE 1
PLAN VIEW**



FACE 1



FACE 2



FACE 2

SHIPPING WEIGHT	13130 lbs+ [5956] kg+	OPERATING WEIGHT	22090 lbs+ [10020] kg+	HEAVIEST SECTION WEIGHT	7680 lbs+ [3484] kg+	NO. OF SHIPPING SECTIONS	2
-----------------	-----------------------	------------------	------------------------	-------------------------	----------------------	--------------------------	---