

# EVAPCO, INC.

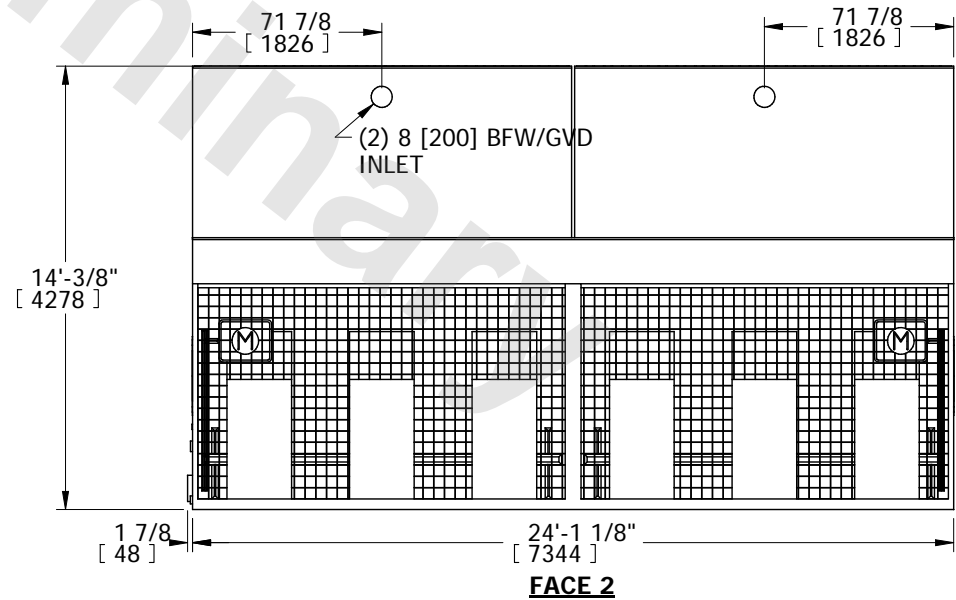
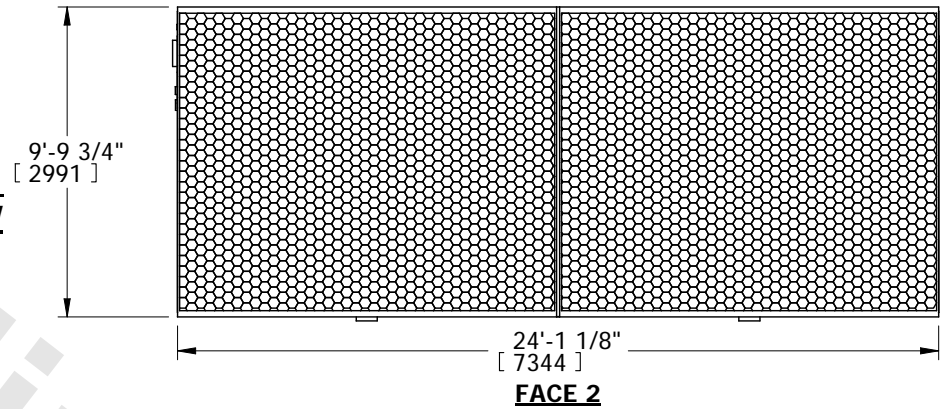
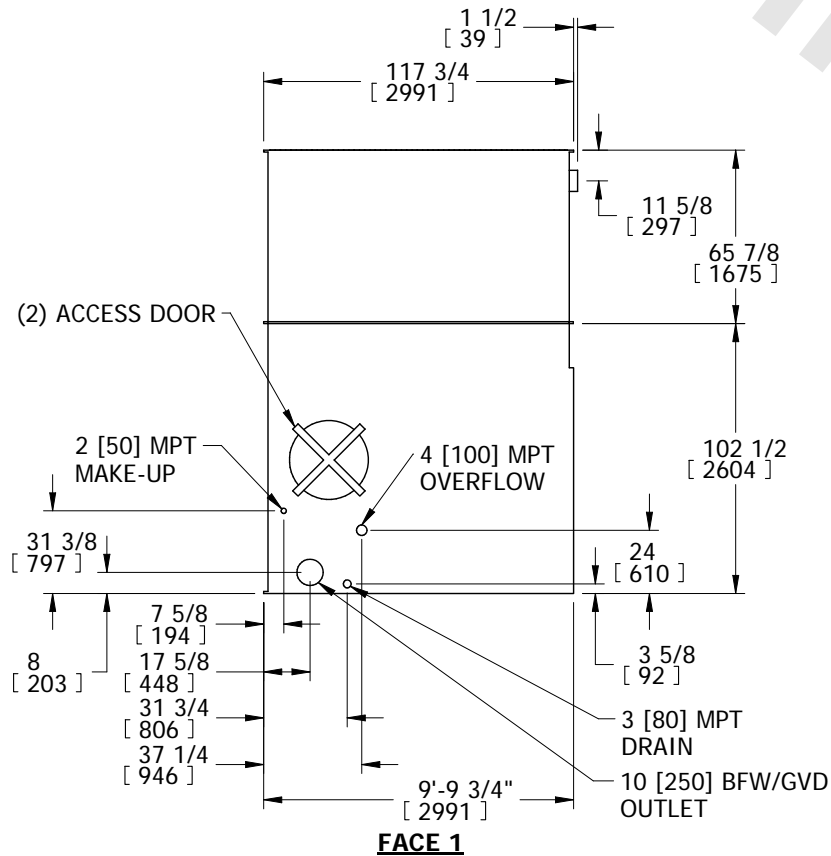


|               |             |        |                  |      |          |          |
|---------------|-------------|--------|------------------|------|----------|----------|
| UNIT          | MODEL #     | SCALE  | DWG. #           | REV. | DATE     | SERIAL # |
| COOLING TOWER | LSTE-10124U | N.T.S. | TLETM2424-DRA-ST | -    | 7/2/2025 |          |

## NOTES:

1. (M)- FAN MOTOR LOCATION
2. HEAVIEST SECTION IS LOWER SECTION
3. MPT DENOTES MALE PIPE THREAD  
FPT DENOTES FEMALE PIPE THREAD  
BFW DENOTES BEVELED FOR WELDING  
GVD DENOTES GROOVED FOR VICTAULIC
4. +UNIT WEIGHT DOES NOT INCLUDE  
ACCESSORIES (SEE ACCESSORY DRAWINGS)
5. MAKE-UP WATER PRESSURE  
20 psi MIN [137 kPa], 50 psi MAX [344 kPa]
6. 3/4" [19mm] DIA. MOUNTING HOLES. REFER TO  
RECOMMENDED STEEL SUPPORT DRAWING
7. DIMENSIONS LISTED AS FOLLOWS: ENGLISH IN  
[METRIC] [mm]

**FACE 1  
PLAN VIEW**



|                 |                       |                  |                        |                         |                      |                          |   |
|-----------------|-----------------------|------------------|------------------------|-------------------------|----------------------|--------------------------|---|
| SHIPPING WEIGHT | 15220 lbs+ [6904] kg+ | OPERATING WEIGHT | 27400 lbs+ [12428] kg+ | HEAVIEST SECTION WEIGHT | 9560 lbs+ [4336] kg+ | NO. OF SHIPPING SECTIONS | 3 |
|-----------------|-----------------------|------------------|------------------------|-------------------------|----------------------|--------------------------|---|