

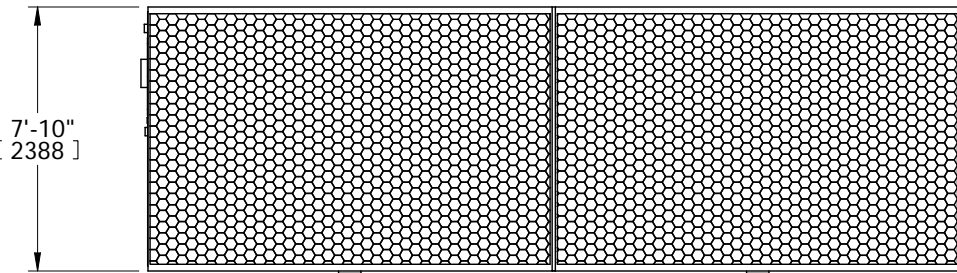
EVAPCO, INC.



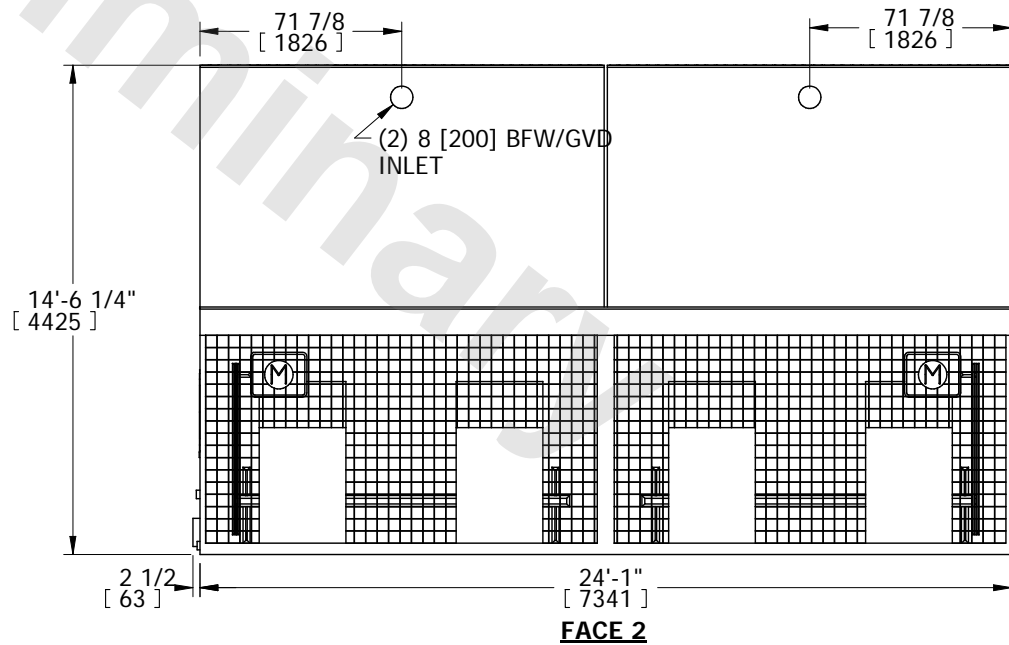
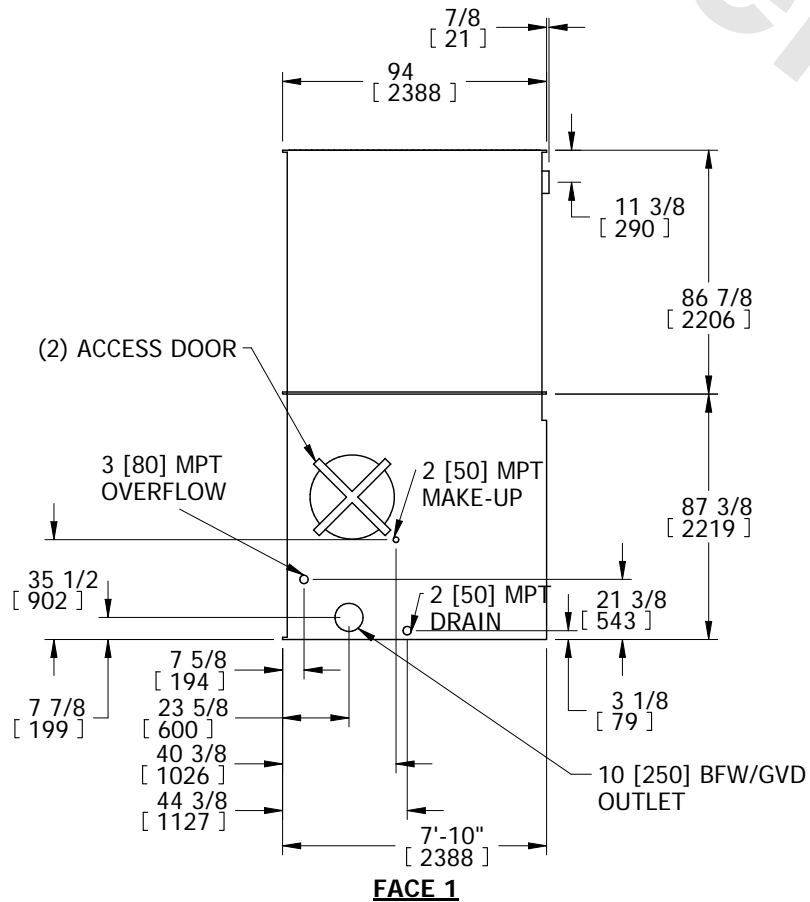
| | | | | | | |
|------------------------------|------------------------|-----------------|----------------------------|-----------|-------------------|----------|
| UNIT COOLING TOWER | MODEL # LSTE-8P424L | SCALE N.T.S. | DWG. # TLEOP2448-DRA-ST | REV. - | DATE 3/21/2026 | SERIAL # |
|------------------------------|------------------------|-----------------|----------------------------|-----------|-------------------|----------|

- NOTES:**
- (M)- FAN MOTOR LOCATION
 - HEAVIEST SECTION IS LOWER SECTION
 - MPT DENOTES MALE PIPE THREAD
FPT DENOTES FEMALE PIPE THREAD
BFW DENOTES BEVELED FOR WELDING
GVD DENOTES GROOVED FOR VICTAULIC
 - +UNIT WEIGHT DOES NOT INCLUDE ACCESSORIES (SEE ACCESSORY DRAWINGS)
 - MAKE-UP WATER PRESSURE
20 psi MIN [137 kPa], 50 psi MAX [344 kPa]
 - 3/4" [19mm] DIA. MOUNTING HOLES. REFER TO RECOMMENDED STEEL SUPPORT DRAWING
 - DIMENSIONS LISTED AS FOLLOWS: ENGLISH IN [METRIC] [mm]

**FACE 1
PLAN VIEW**



FACE 2



FACE 2

| | | | |
|--|---|---|-------------------------------|
| SHIPPING WEIGHT 12570 lbs+ [5702] kg+ | OPERATING WEIGHT 19760 lbs+ [8963] kg+ | HEAVIEST SECTION WEIGHT 6910 lbs+ [3134] kg+ | NO. OF SHIPPING SECTIONS 3 |
|--|---|---|-------------------------------|