

UNIT	COOLING TOWER
MODEL #	LPT-5112U
SCALE	NTS

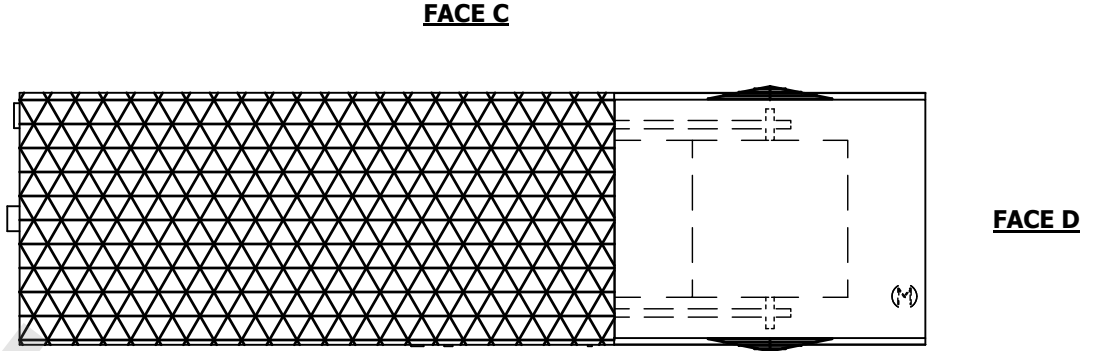
EVAPCO, INC.



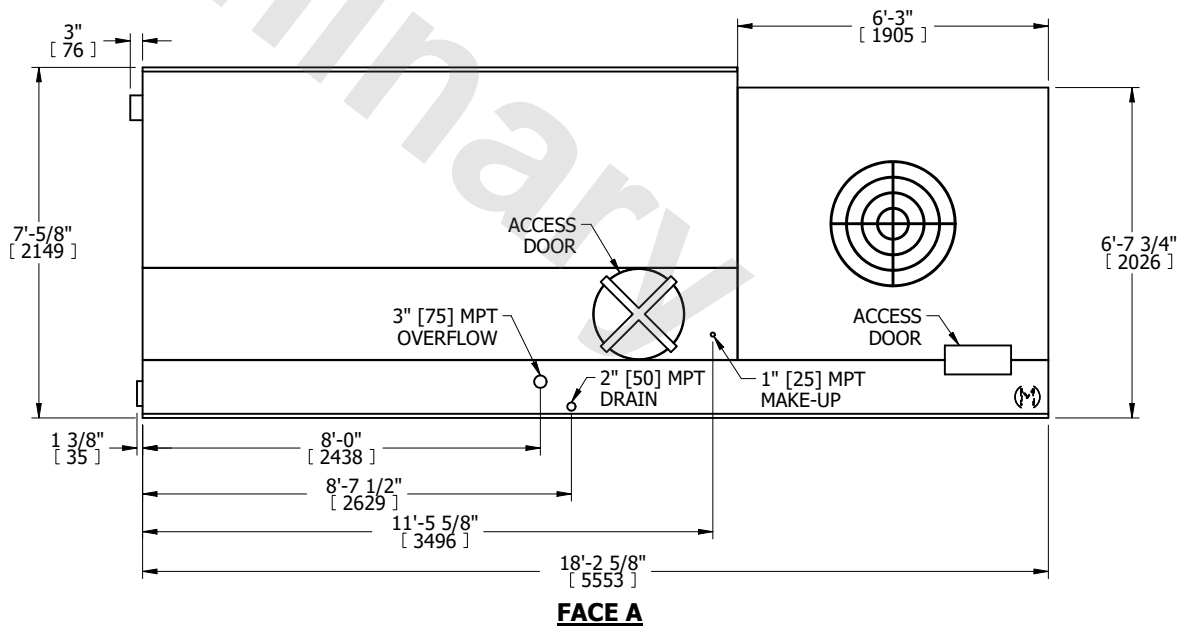
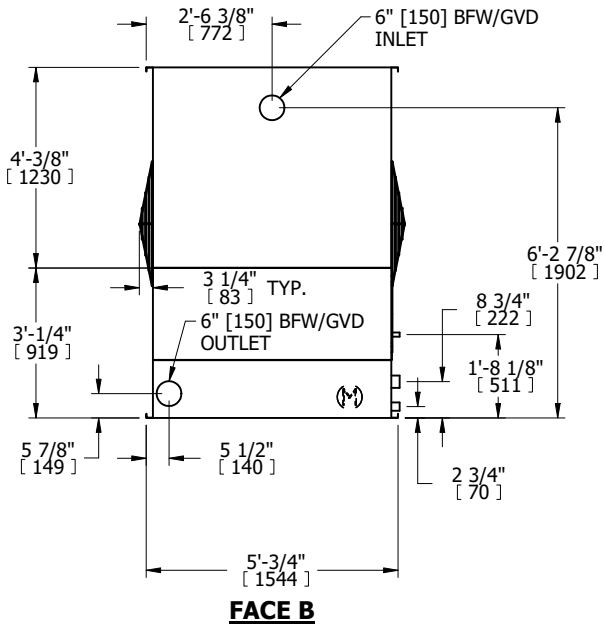
DWG. #	TV05122P-DRE-ST	REV.	-
SERIAL #		DATE	7/3/2026

- NOTES:
- (M) FAN MOTOR LOCATION
 - MPT DENOTES MALE PIPE THREAD
FPT DENOTES FEMALE PIPE THREAD
BFW DENOTES BEVELED FOR WELDING
GVD DENOTES GROOVED
FLG DENOTES FLANGE
 - + UNIT WEIGHT DOES NOT INCLUDE ACCESSORIES (SEE SEPARATE DRAWINGS FOR ACCESSORIES)
 - 3/4" DIA. MOUNTING HOLES. REFER TO RECOMMENDED STEEL SUPPORT DRAWING
 - MAKE-UP WATER PRESSURE-20 psi MIN, 50 psi MAX
 - DIMENSIONS LISTED AS FOLLOWS:
ENGLISH FT-IN
[METRIC] MM

FACE B
PLAN VIEW



FACE A



SHIPPING WEIGHT 3440 lbs+ [1565] kg+

OPERATING WEIGHT 6990 lbs+ [3175] kg+

HEAVIEST SECTION WEIGHT 3440 lbs+ [1565] kg+

NO. OF SHIPPING SECTIONS 1

DRAWN BY: JLG