

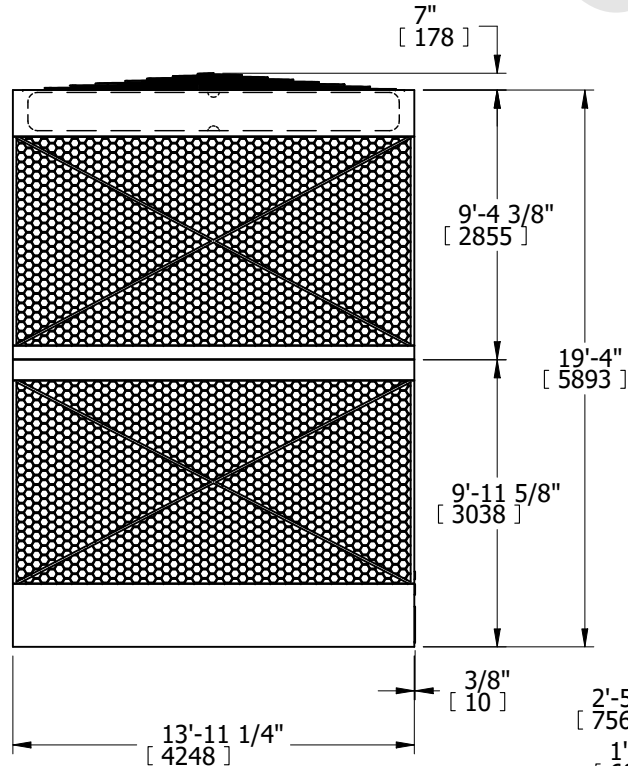
UNIT	COOLING TOWER	
MODEL #	AXS 14-19R24	SCALE



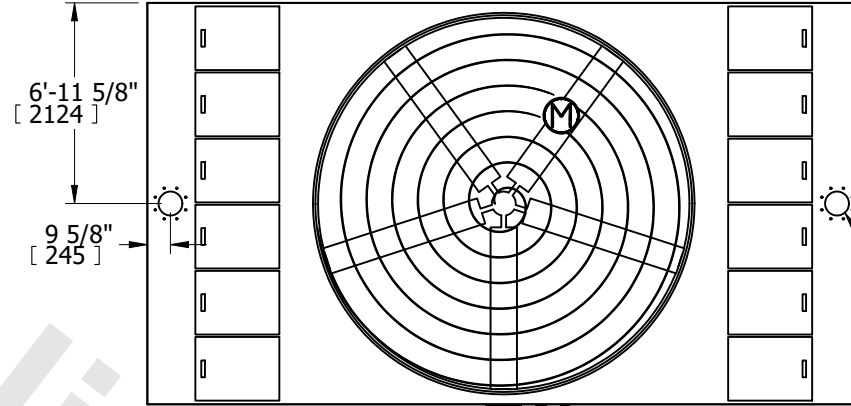
DWG. #	AX142417-DRA-ST	REV.	-
SERIAL #		DATE	6/25/2026

- NOTES:
- (M)- FAN MOTOR LOCATION
 - HEAVIEST SECTION IS UPPER SECTION
 - MPT DENOTES MALE PIPE THREAD
FPT DENOTES FEMALE PIPE THREAD
BFW DENOTES BEVELED FOR WELDING
GVD DENOTES GROOVED
 - +UNIT WEIGHT DOES NOT INCLUDE ACCESSORIES (SEE ACCESSORY DRAWINGS)
 - MAKE-UP WATER PRESSURE
20 psi MIN [137 kPa], 50 psi MAX [344 kPa]
 - 3/4" DIA. MOUNTING HOLES. REFER TO RECOMMENDED STEEL SUPPORT DRAWING.
 - DIMENSIONS LISTED AS FOLLOWS: ENGLISH IN [METRIC] [mm]

**FACE B
PLAN VIEW**

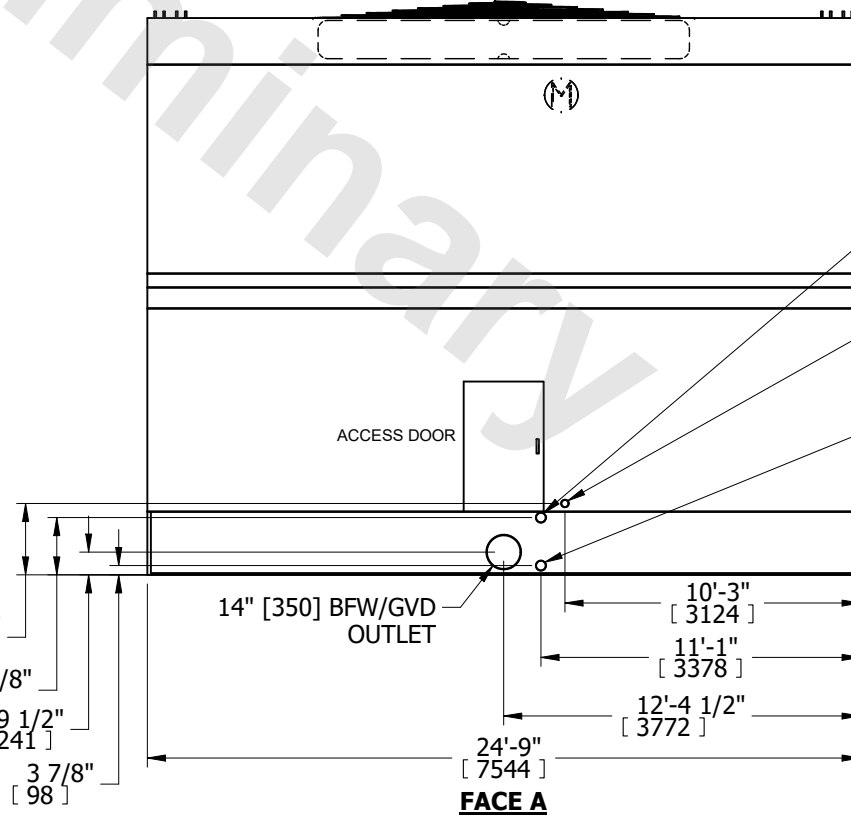


**FACE C
ACCESS DOOR**



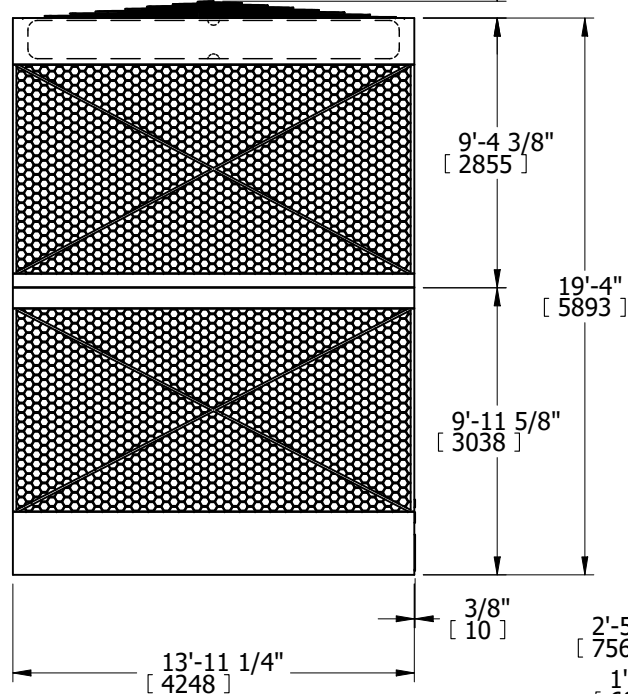
FACE D
(2) 10" [250] ASME
150 BOLT PATTERN
INLET

FACE A



4" [100] FPT
OVERFLOW
3" [80] MPT
MAKE-UP
4" [100] FPT
DRAIN

FACE B



SHIPPING WEIGHT	22850 lbs+ [10365] kg+	OPERATING WEIGHT	49490 lbs+ [22450] kg+	HEAVIEST SECTION WEIGHT	13490 lbs+ [6120] kg+	NO. OF SHIPPING SECTIONS	2	DRAWN BY:	AWT
-----------------	------------------------	------------------	------------------------	-------------------------	-----------------------	--------------------------	---	-----------	-----