

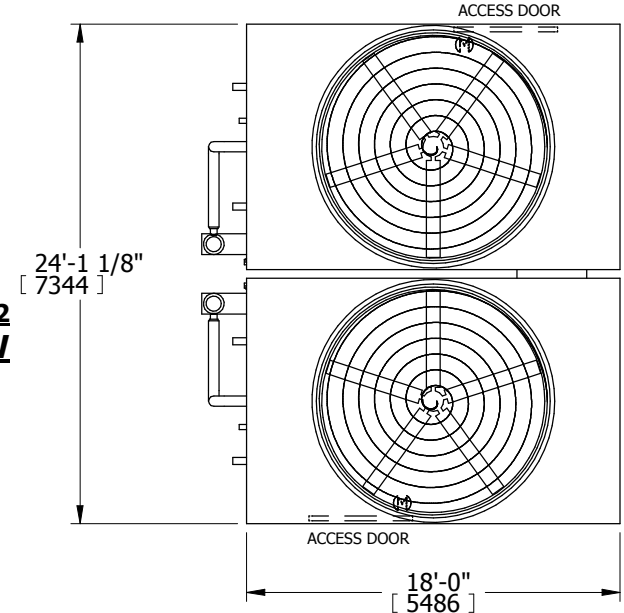
# EVAPCO, INC.



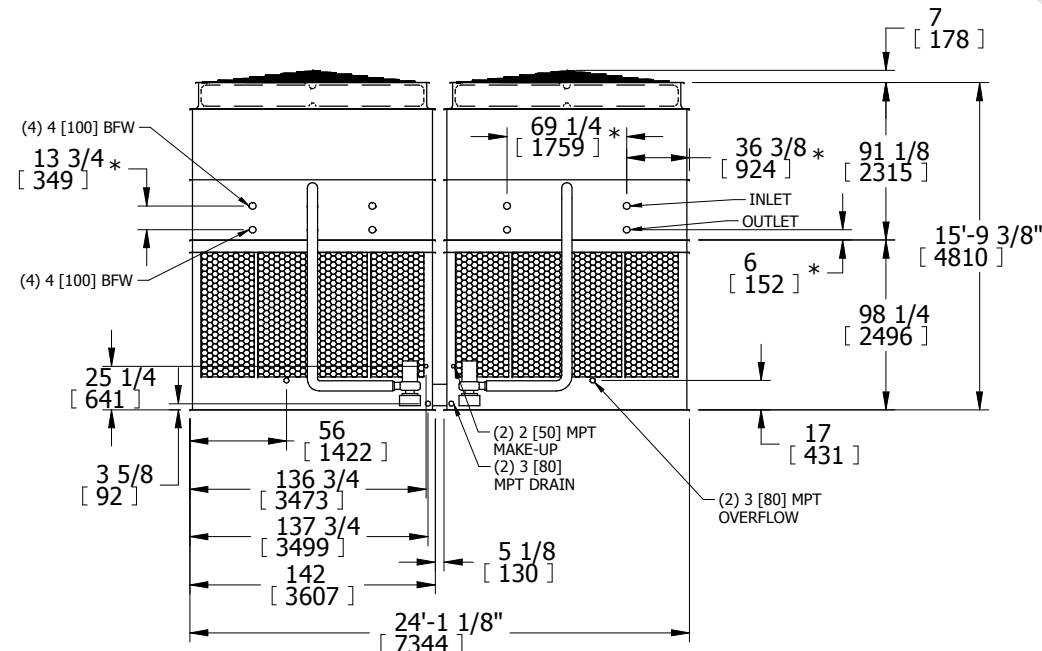
UNIT	CONDENSER	MODEL #	eco-ATC-1021A	SCALE	N.T.S.	DWG. #	EG241804-DRA-ST	REV.	-	DATE	1/8/2026	SERIAL #	
------	-----------	---------	---------------	-------	--------	--------	-----------------	------	---	------	----------	----------	--

- NOTES:
- (M)- FAN MOTOR LOCATION
  - HEAVIEST SECTION IS UPPER SECTION
  - MPT DENOTES MALE PIPE THREAD  
FPT DENOTES FEMALE PIPE THREAD  
BFW DENOTES BEVELED FOR WELDING
  - +UNIT WEIGHT DOES NOT INCLUDE ACCESSORIES (SEE ACCESSORY DRAWINGS)
  - MAKE-UP WATER PRESSURE  
20 psi MIN [137 kPa], 50 psi MAX [344 kPa]
  - \* -APPROXIMATE DIMENSIONS DO NOT USE FOR PRE-FABRICATION OF CONNECTING PIPING
  - VENT PROVIDED ON CLOSED CIRCUIT COOLERS ONLY

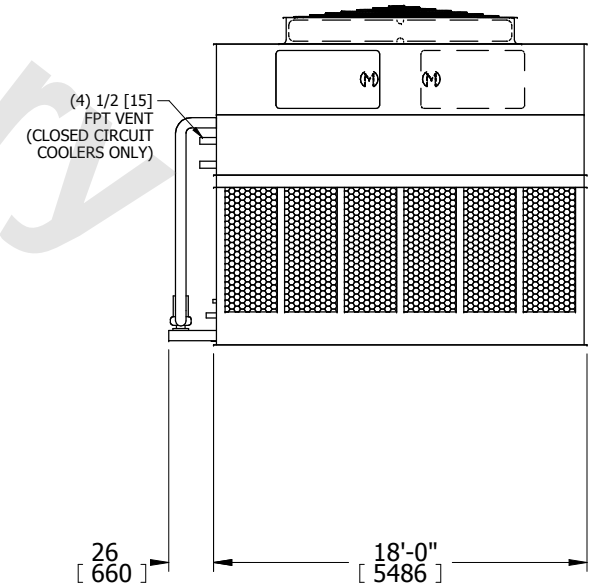
**FACE 2  
PLAN VIEW**



**FACE 1**



**FACE 2**



**FACE 1**

SHIPPING WEIGHT	39440 lbs+ [17890] kg+	OPERATING WEIGHT	58820 lbs+ [26685] kg+	HEAVIEST SECTION WEIGHT	15800 lbs+ [7170] kg+	NO. OF SHIPPING SECTIONS	4
-----------------	------------------------	------------------	------------------------	-------------------------	-----------------------	--------------------------	---