

UNIT	CLOSED CIRCUIT COOLER
MODEL #	ESW4 14-24K22-LP
SCALE	NTS

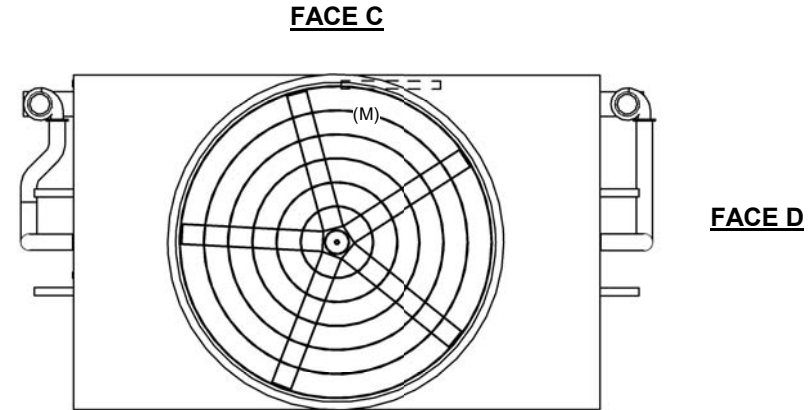
EVAPCO, INC.

DWG. #	WX414222408-DRB-ST	REV	-
SERIAL #		DATE:	5/20/2026

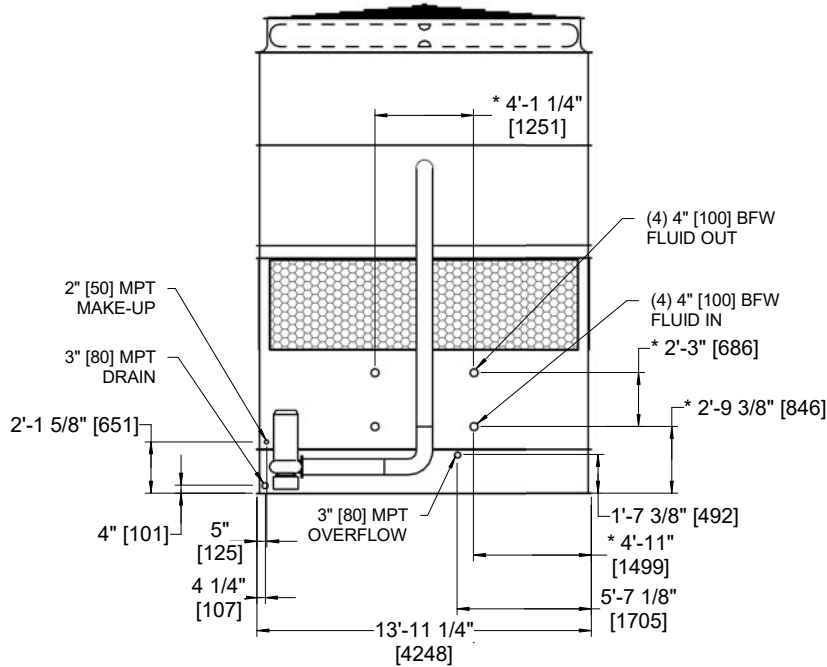
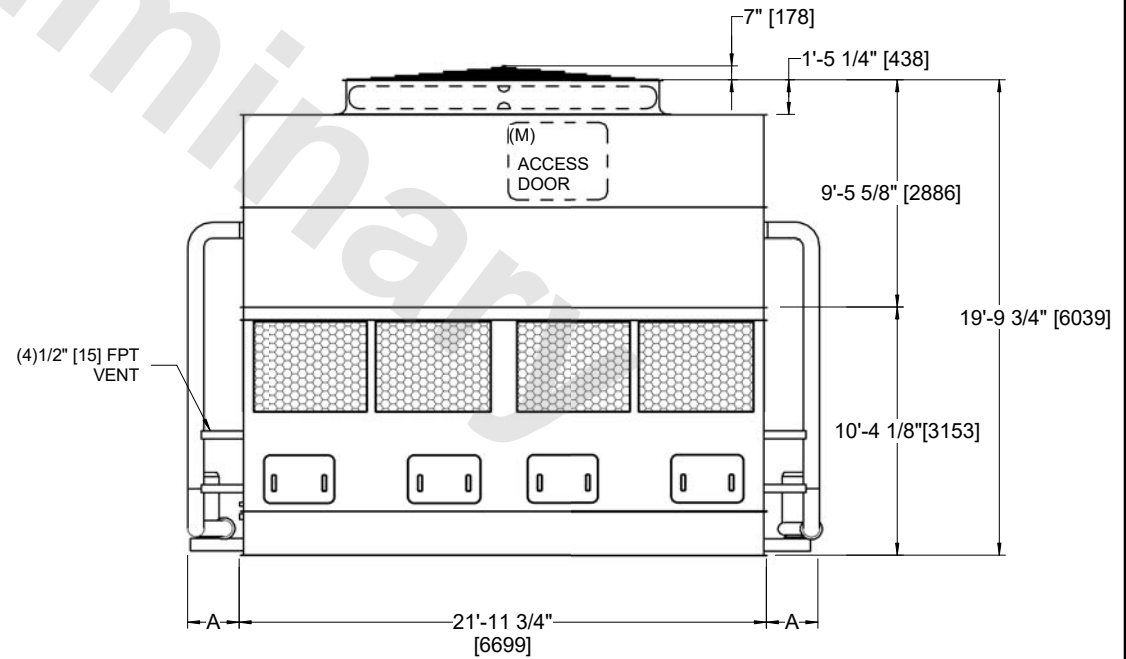
NOTES:

1. (M)- FAN MOTOR LOCATION
2. HEAVIEST SECTION IS COIL SECTION
3. MPT DENOTES MALE PIPE THREAD
FPT DENOTES FEMALE PIPE THREAD
BFW DENOTES BEVELED FOR WELDING
GVD DENOTES GROOVED
FLG DENOTES FLANGE
4. +UNIT WEIGHT DOES NOT INCLUDE ACCESSORIES (SEE ACCESSORY DRAWINGS)
5. 3/4" [19MM] DIA. MOUNTING HOLES. REFER TO RECOMMENDED STEEL SUPPORT DRAWING
6. MAKE-UP WATER PRESSURE
20 psi MIN [137 kPa], 50 psi MAX [344 kPa]
7. DIMENSIONS LISTED AS FOLLOWS:
ENGLISH FT-IN
[METRIC] [mm]
8. * - APPROXIMATE DIMENSIONS DO NOT USE FOR PRE-FABRICATION OF CONNECTING PIPING

**FACE B
PLAN VIEW**



FACE A



FACE B

FACE A

MODEL NUMBER	DIMENSION A
ESW4 14-24*22-LP	2'-1 3/4"
ESW4 14-24*22-AP	2'-7 1/4"

SHIPPING WEIGHT	37970 lbs+ [17225] kg+	OPERATING WEIGHT	57210 lbs+ [25955] kg+	HEAVIEST SECTION WEIGHT	26890 lbs+ [12200] kg+	NO. OF SHIPPING SECTIONS	2	DRAWN BY:	JLG
-----------------	------------------------	------------------	------------------------	-------------------------	------------------------	--------------------------	---	-----------	-----