

UNIT	CLOSED CIRCUIT COOLER
MODEL #	ESW4 14-54R22-LP
SCALE	NTS

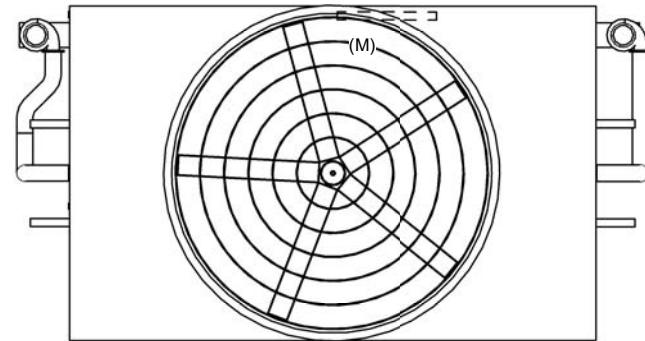
EVAPCO, INC.

DWG. #	WX414226008-DRB-ST	REV	-
SERIAL #		DATE:	7/5/2026

NOTES:

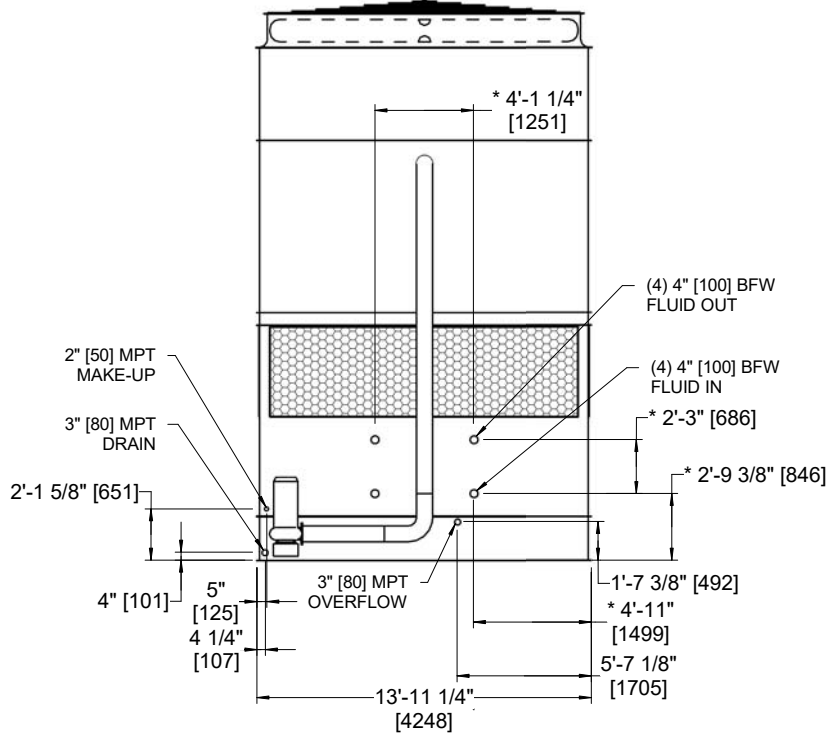
- (M)- FAN MOTOR LOCATION
- HEAVIEST SECTION IS COIL SECTION
- MPT DENOTES MALE PIPE THREAD
FPT DENOTES FEMALE PIPE THREAD
BFW DENOTES BEVELED FOR WELDING
GVD DENOTES GROOVED
FLG DENOTES FLANGE
- +UNIT WEIGHT DOES NOT INCLUDE ACCESSORIES (SEE ACCESSORY DRAWINGS)
- 3/4" [19MM] DIA. MOUNTING HOLES. REFER TO RECOMMENDED STEEL SUPPORT DRAWING
- MAKE-UP WATER PRESSURE
20 psi MIN [137 kPa], 50 psi MAX [344 kPa]
- DIMENSIONS LISTED AS FOLLOWS:
ENGLISH FT-IN
[METRIC] [mm]
- * - APPROXIMATE DIMENSIONS DO NOT USE FOR PRE-FABRICATION OF CONNECTING PIPING

FACE C



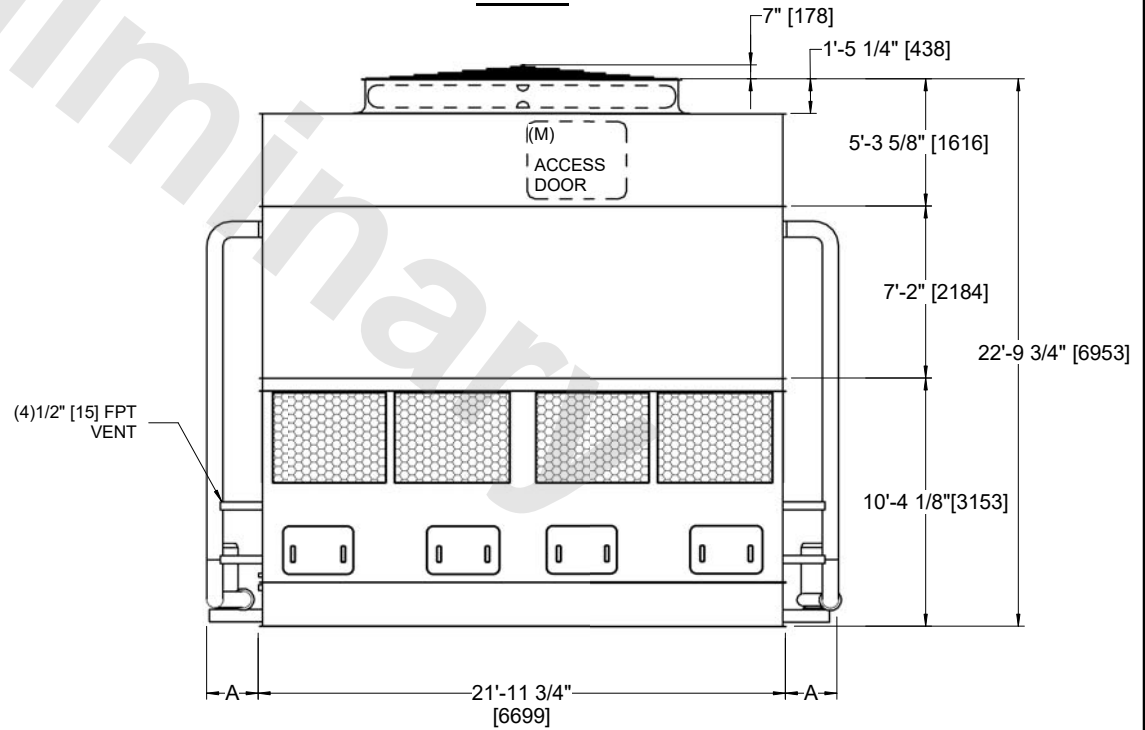
FACE D

**FACE B
PLAN VIEW**



FACE B

FACE A



FACE A

MODEL NUMBER	DIMENSION A
ESW4 14-54*22-LP	2'-1 3/4"
ESW4 14-54*22-AP	2'-7 1/4"

SHIPPING WEIGHT 43810 lbs+ [19875] kg+

OPERATING WEIGHT 61700 lbs+ [27990] kg+

HEAVIEST SECTION WEIGHT 26890 lbs+ [12200] kg+

NO. OF SHIPPING SECTIONS 3

DRAWN BY: JLG