

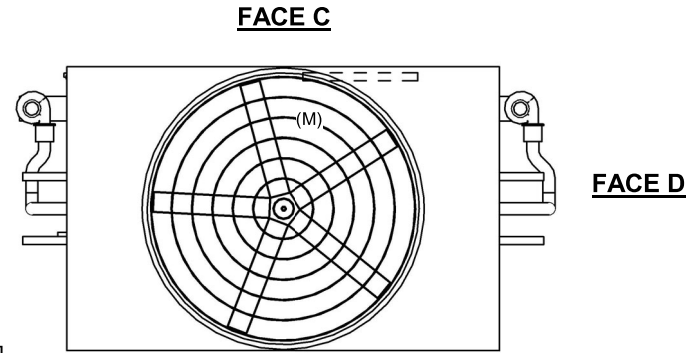
UNIT	CLOSED CIRCUIT COOLER	
MODEL #	ESW4 12-36018X-LP	SCALE NTS



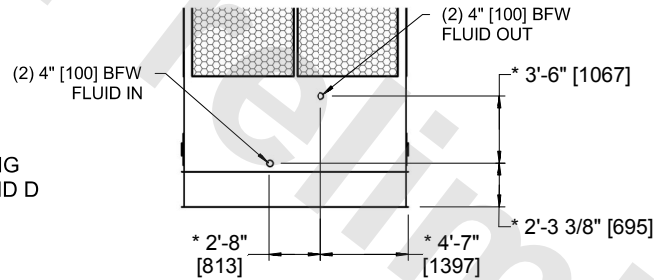
DWG. #	WX41218X3612P-DRA-ST	REV	-
SERIAL #		DATE:	3/21/2026

NOTES:

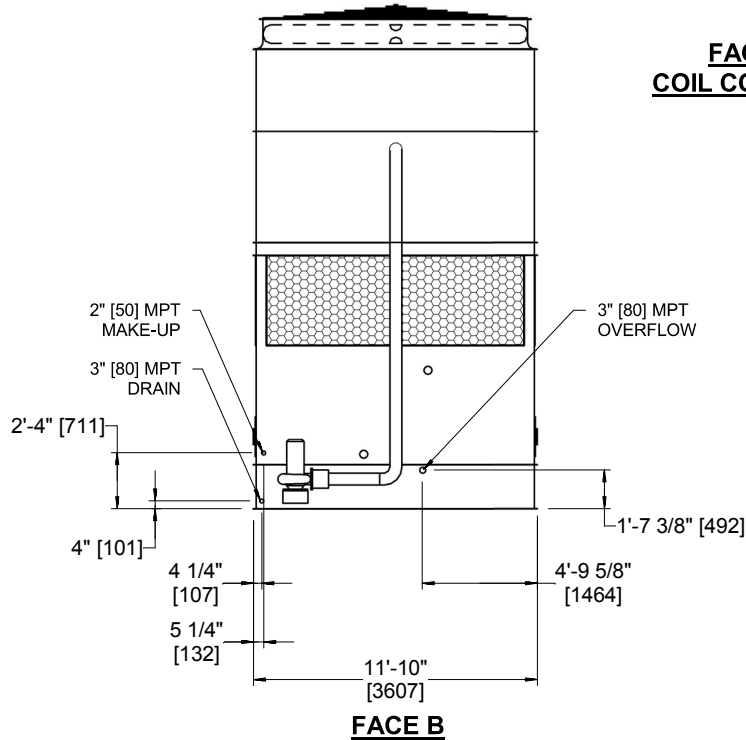
1. (M)- FAN MOTOR LOCATION
2. HEAVIEST SECTION IS COIL SECTION
3. MPT DENOTES MALE PIPE THREAD
FPT DENOTES FEMALE PIPE THREAD
BFW DENOTES BEVELED FOR WELDING
GVD DENOTES GROOVED
FLG DENOTES FLANGE
4. +UNIT WEIGHT DOES NOT INCLUDE ACCESSORIES (SEE ACCESSORY DRAWINGS)
5. 3/4" [19MM] DIA. MOUNTING HOLES. REFER TO RECOMMENDED STEEL SUPPORT DRAWING
6. MAKE-UP WATER PRESSURE
20 psi MIN [137 kPa], 50 psi MAX [344 kPa]
7. DIMENSIONS LISTED AS FOLLOWS:
ENGLISH FT-IN
[METRIC] [mm]
8. * - APPROXIMATE DIMENSIONS DO NOT USE FOR PRE-FABRICATION OF CONNECTING PIPING
9. COIL CONNECTIONS LOCATED ON FACES B AND D



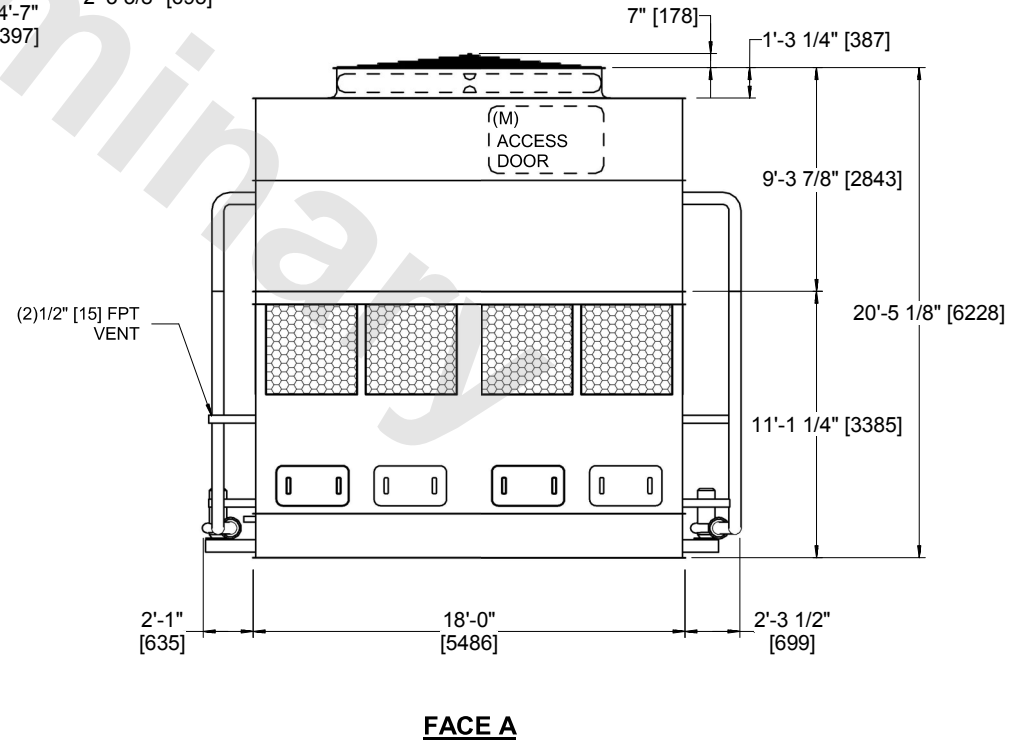
**FACE B
PLAN VIEW**



**FACE B & D
COIL CONNECTIONS**



FACE B



FACE A

SHIPPING WEIGHT	30230 lbs+ [13715] kg+	OPERATING WEIGHT	44360 lbs+ [20125] kg+	HEAVIEST SECTION WEIGHT	22300 lbs+ [10120] kg+	NO. OF SHIPPING SECTIONS	2	DRAWN BY:	AWT
-----------------	------------------------	------------------	------------------------	-------------------------	------------------------	--------------------------	---	-----------	-----