

UNIT CLOSED CIRCUIT COOLER
 MODEL # ESW4 14-53M22-AP SCALE NTS

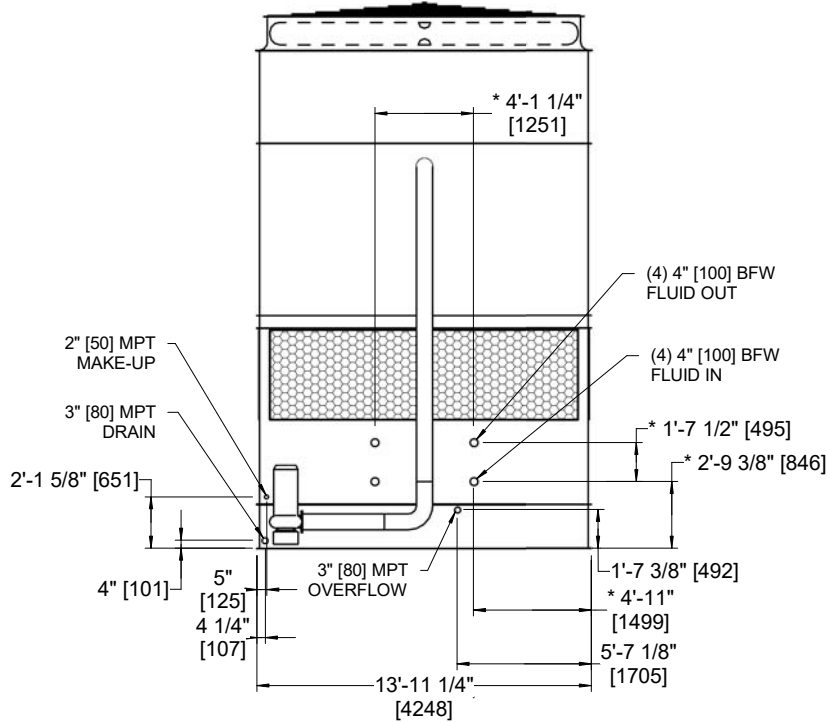
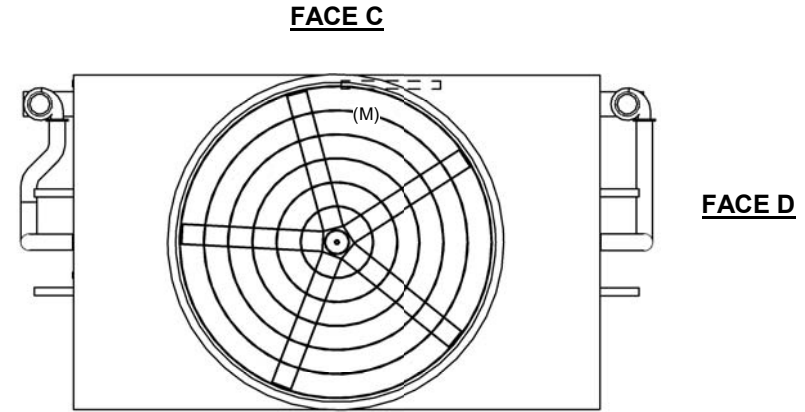
EVAPCO, INC.



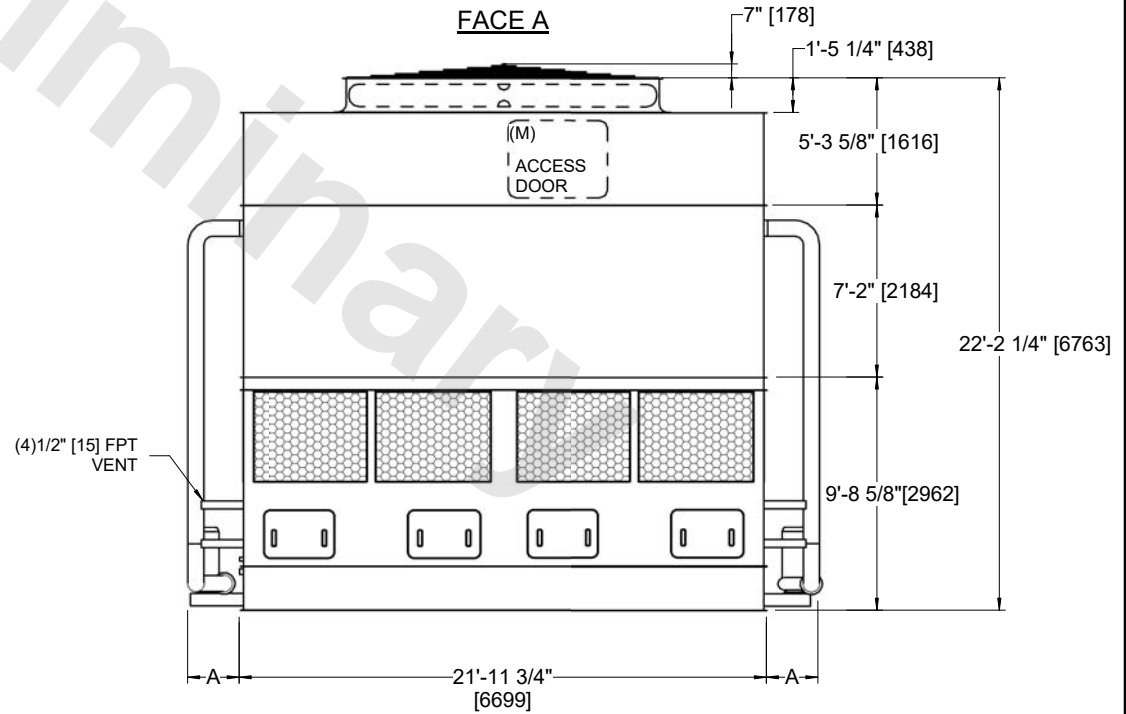
DWG. # WX414226006-DRB-ST REV -
 SERIAL # DATE: 7/6/2026

- NOTES:
- (M)- FAN MOTOR LOCATION
 - HEAVIEST SECTION IS COIL SECTION
 - MPT DENOTES MALE PIPE THREAD
 FPT DENOTES FEMALE PIPE THREAD
 BFW DENOTES BEVELED FOR WELDING
 GVD DENOTES GROOVED
 FLG DENOTES FLANGE
 - +UNIT WEIGHT DOES NOT INCLUDE ACCESSORIES (SEE ACCESSORY DRAWINGS)
 - 3/4" [19MM] DIA. MOUNTING HOLES. REFER TO RECOMMENDED STEEL SUPPORT DRAWING
 - MAKE-UP WATER PRESSURE
 20 psi MIN [137 kPa], 50 psi MAX [344 kPa]
 - DIMENSIONS LISTED AS FOLLOWS:
 ENGLISH FT-IN
 [METRIC] [mm]
 - * - APPROXIMATE DIMENSIONS DO NOT USE FOR PRE-FABRICATION OF CONNECTING PIPING

**FACE B
 PLAN VIEW**



FACE B



FACE A

MODEL NUMBER	DIMENSION A
ESW4 14-53*22-LP	2'-1 3/4"
ESW4 14-53*22-AP	2'-7 1/4"

SHIPPING WEIGHT 38560 lbs+ [17495] kg+	OPERATING WEIGHT 55070 lbs+ [24980] kg+	HEAVIEST SECTION WEIGHT 22990 lbs+ [10430] kg+	NO. OF SHIPPING SECTIONS 3	DRAWN BY: JLG
--	---	--	----------------------------	---------------