

UNIT	CLOSED CIRCUIT COOLER
MODEL #	ESW4 14-56O22-AP
SCALE	NTS

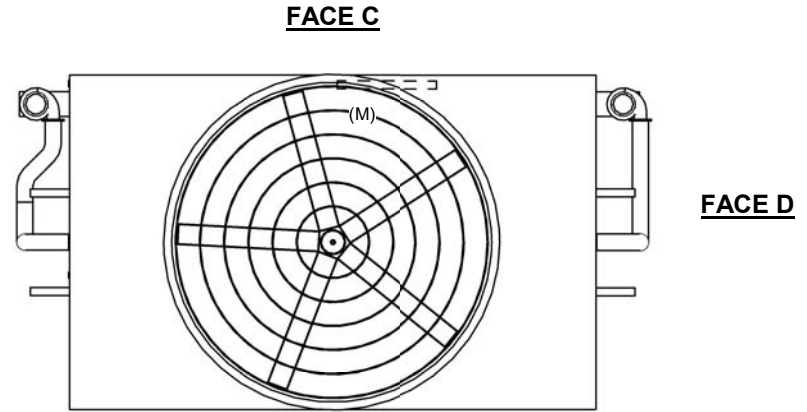
EVAPCO, INC.

DWG. #	WX414226012-DRB-ST	REV	-
SERIAL #		DATE:	5/4/2026

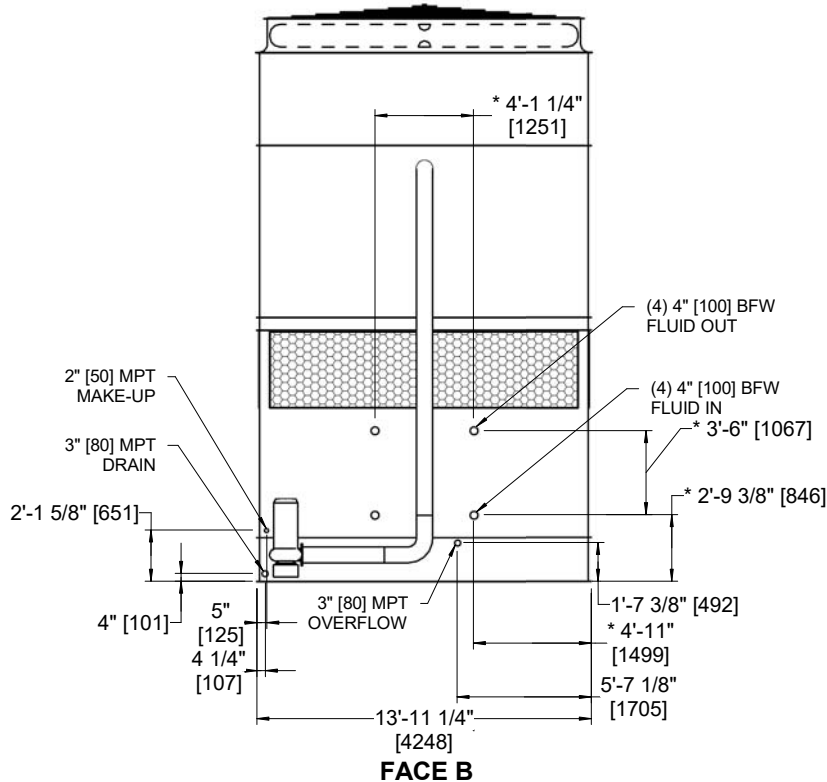
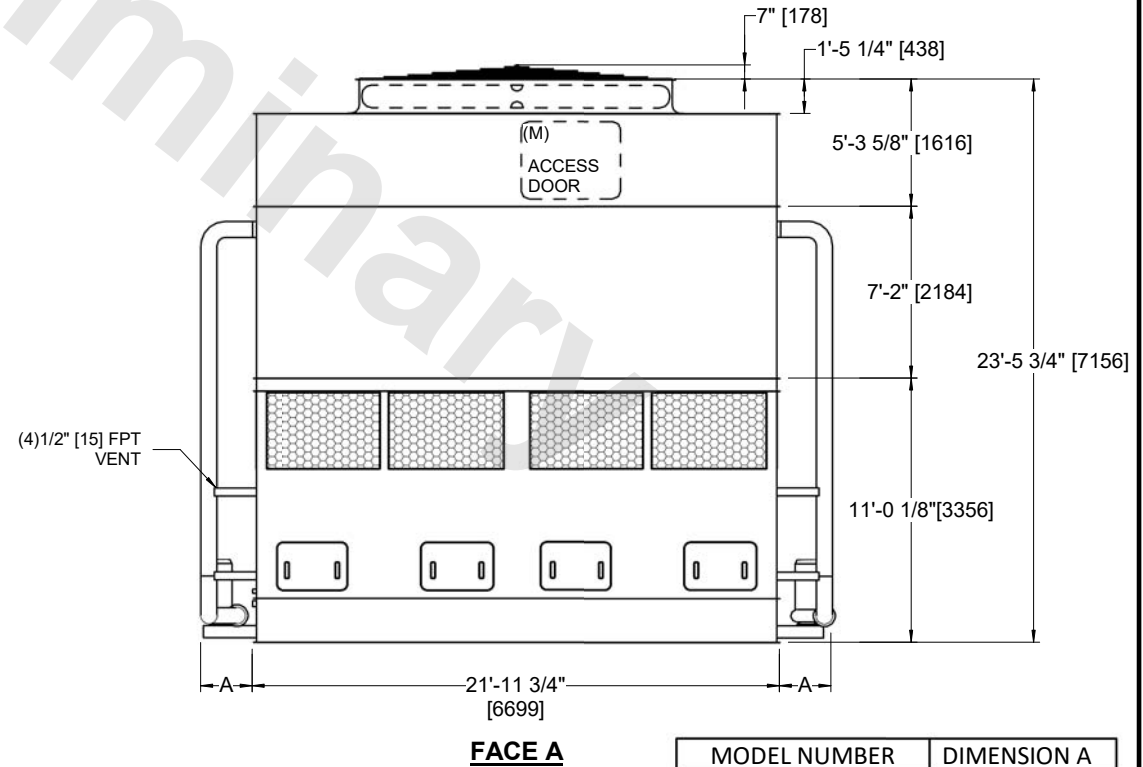
NOTES:

- (M)- FAN MOTOR LOCATION
- HEAVIEST SECTION IS COIL SECTION
- MPT DENOTES MALE PIPE THREAD
FPT DENOTES FEMALE PIPE THREAD
BFW DENOTES BEVELED FOR WELDING
GVD DENOTES GROOVED
FLG DENOTES FLANGE
- +UNIT WEIGHT DOES NOT INCLUDE ACCESSORIES (SEE ACCESSORY DRAWINGS)
- 3/4" [19MM] DIA. MOUNTING HOLES. REFER TO RECOMMENDED STEEL SUPPORT DRAWING
- MAKE-UP WATER PRESSURE
20 psi MIN [137 kPa], 50 psi MAX [344 kPa]
- DIMENSIONS LISTED AS FOLLOWS:
ENGLISH FT-IN
[METRIC] [mm]
- * - APPROXIMATE DIMENSIONS DO NOT USE FOR PRE-FABRICATION OF CONNECTING PIPING

FACE PLAN VIEW



FACE A



MODEL NUMBER	DIMENSION A
ESW4 14-56*22-LP	2'-1 3/4"
ESW4 14-56*22-AP	2'-7 1/4"

SHIPPING WEIGHT	50170 lbs+ [22760] kg+	OPERATING WEIGHT	70820 lbs+ [32125] kg+	HEAVIEST SECTION WEIGHT	34100 lbs+ [15470] kg+	NO. OF SHIPPING SECTIONS	3	DRAWN BY:	JLG
-----------------	------------------------	------------------	------------------------	-------------------------	------------------------	--------------------------	---	-----------	-----