

UNIT CLOSED CIRCUIT COOLER	SCALE NTS
MODEL # ESW4 14-54Q22-AP	

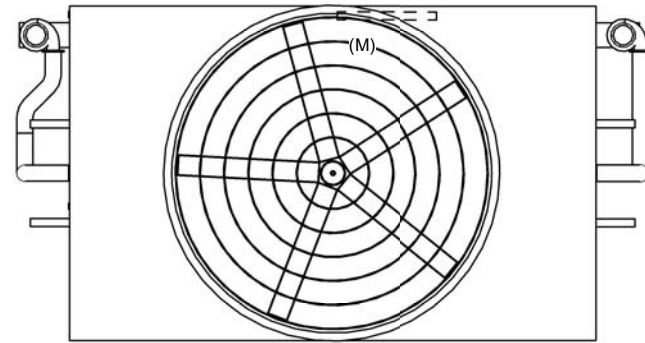
EVAPCO, INC.

DWG. # WX414226008-DRB-ST	REV -
SERIAL #	DATE: 7/5/2026

NOTES:

- (M)- FAN MOTOR LOCATION
- HEAVIEST SECTION IS COIL SECTION
- MPT DENOTES MALE PIPE THREAD
FPT DENOTES FEMALE PIPE THREAD
BFW DENOTES BEVELED FOR WELDING
GVD DENOTES GROOVED
FLG DENOTES FLANGE
- +UNIT WEIGHT DOES NOT INCLUDE ACCESSORIES (SEE ACCESSORY DRAWINGS)
- 3/4" [19MM] DIA. MOUNTING HOLES. REFER TO RECOMMENDED STEEL SUPPORT DRAWING
- MAKE-UP WATER PRESSURE
20 psi MIN [137 kPa], 50 psi MAX [344 kPa]
- DIMENSIONS LISTED AS FOLLOWS:
ENGLISH FT-IN
[METRIC] [mm]
- * - APPROXIMATE DIMENSIONS DO NOT USE FOR PRE-FABRICATION OF CONNECTING PIPING

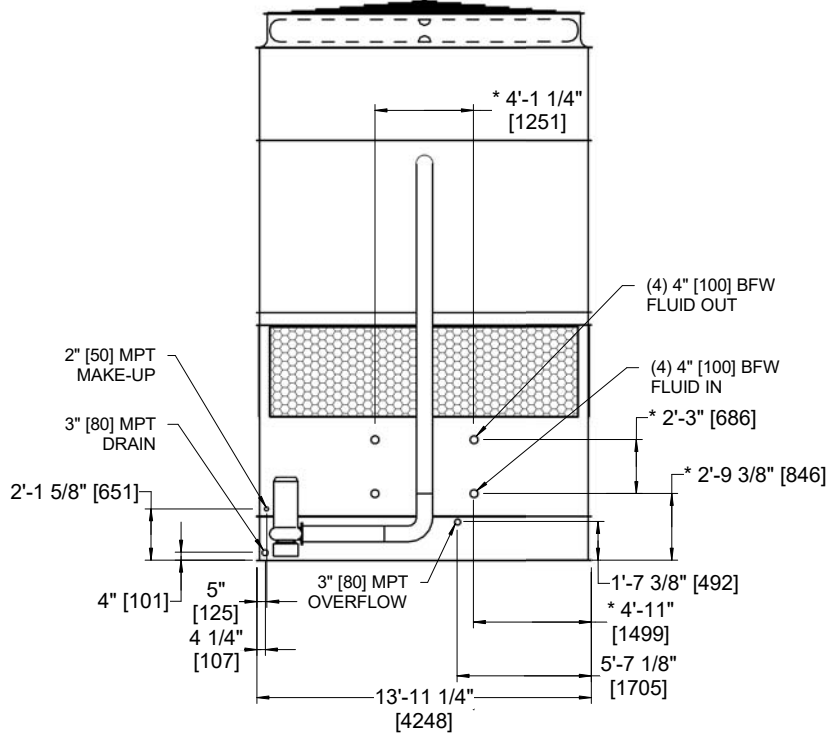
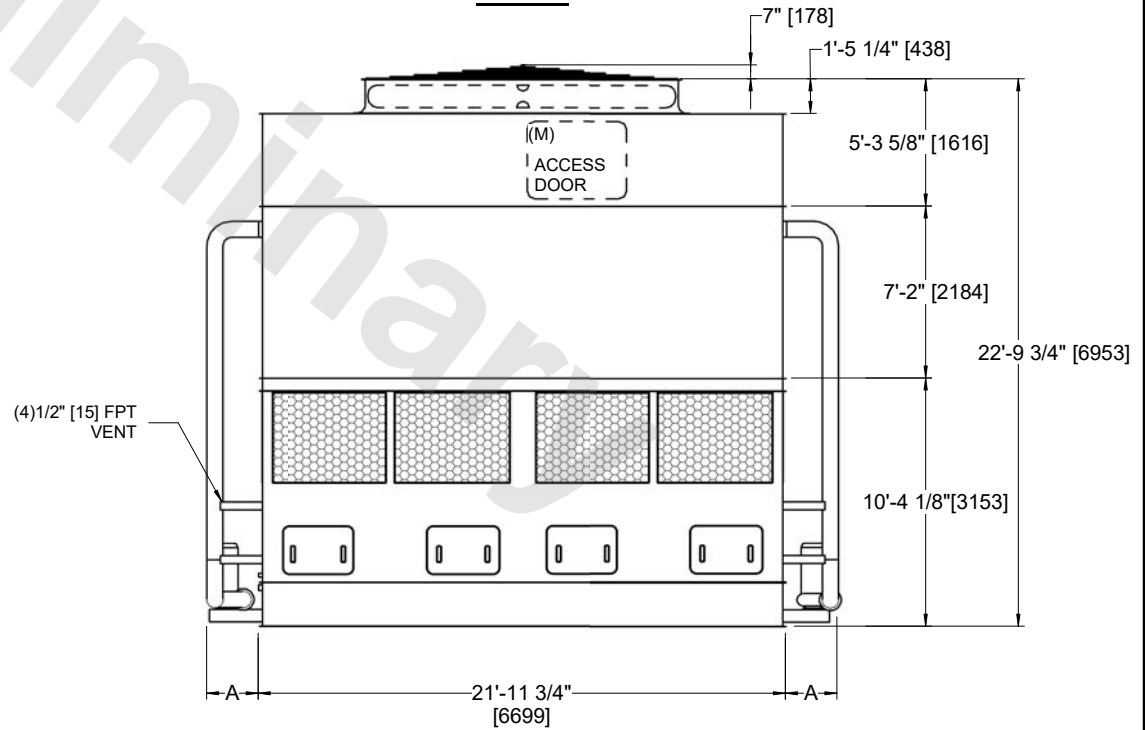
FACE C



FACE D

**FACE B
PLAN VIEW**

FACE A



FACE B

FACE A

MODEL NUMBER	DIMENSION A
ESW4 14-54*22-LP	2'-1 3/4"
ESW4 14-54*22-AP	2'-7 1/4"

SHIPPING WEIGHT 43120 lbs+ [19560] kg+	OPERATING WEIGHT 61010 lbs+ [27675] kg+	HEAVIEST SECTION WEIGHT 26640 lbs+ [12085] kg+	NO. OF SHIPPING SECTIONS 3	DRAWN BY: JLG
---	--	---	-------------------------------	------------------