

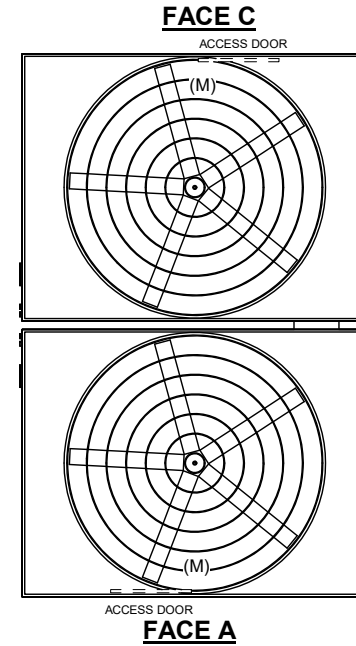
UNIT	COOLING TOWER	
MODEL #	AT 228-3L18	SCALE NTS

EVAPCO, INC.

DWG. #	T4281836-DRA-ST	REV	-
SERIAL #		DATE:	7/8/2026

NOTES:

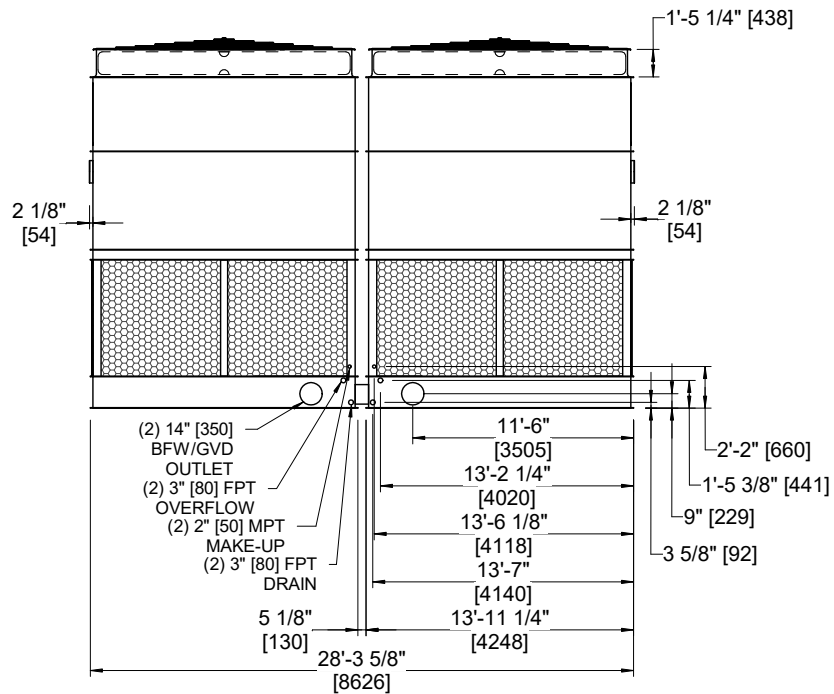
- (M)- FAN MOTOR LOCATION
- HEAVIEST SECTION IS FAN/CASING SECTION
- MPT DENOTES MALE PIPE THREAD
FPT DENOTES FEMALE PIPE THREAD
BFW DENOTES BEVELED FOR WELDING
GVD DENOTES GROOVED
FLG DENOTES FLANGE
- +UNIT WEIGHT DOES NOT INCLUDE ACCESSORIES (SEE ACCESSORY DRAWINGS)
- 3/4" [19MM] DIA. MOUNTING HOLES. REFER TO RECOMMENDED STEEL SUPPORT DRAWING
- DIMENSIONS LISTED AS FOLLOWS:
ENGLISH FT-IN
[METRIC] [mm]
- MAKE-UP WATER PRESSURE
20 psi MIN [137 kPa], 50 psi MAX [344 kPa]



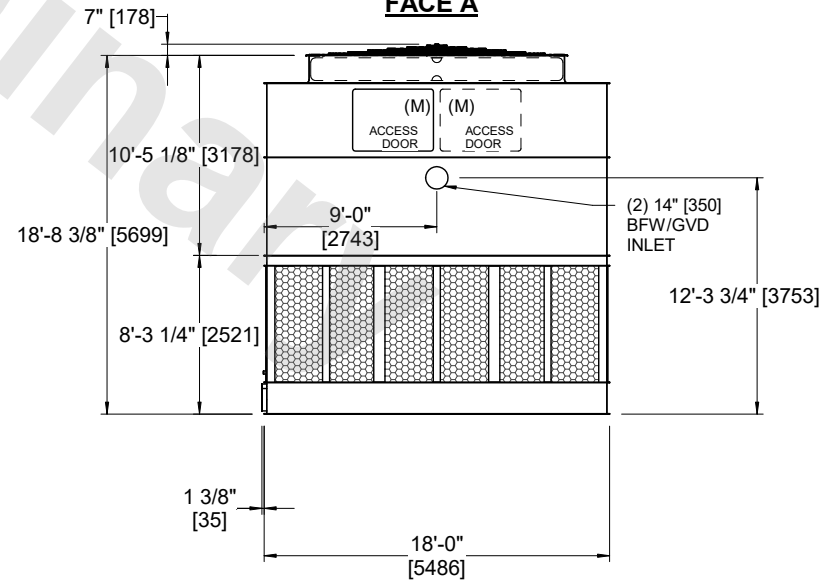
**FACE B
PLAN VIEW**

FACE D

FACE A



FACE B



FACE A

SHIPPING WEIGHT	32900 lbs+ [14925] kg+	OPERATING WEIGHT	52320 lbs+ [23735] kg+	HEAVIEST SECTION WEIGHT	11380 lbs+ [5165] kg+	NO. OF SHIPPING SECTIONS	2	DRAWN BY:	TRS
-----------------	------------------------	------------------	------------------------	-------------------------	-----------------------	--------------------------	---	-----------	-----