

UNIT	COOLING TOWER	
MODEL #	AT 228-4O18	SCALE NTS

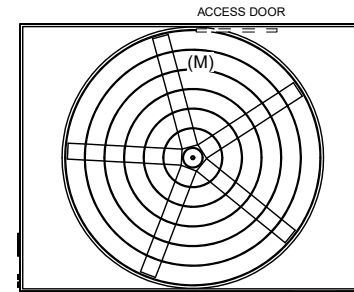
# EVAPCO, INC.

DWG. #	T4281848-DRA-ST	REV	-
SERIAL #		DATE:	7/7/2026

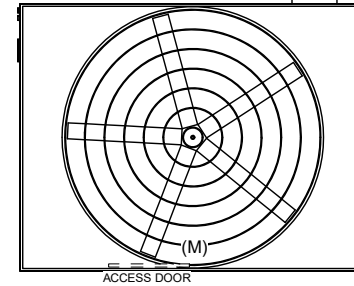
**NOTES:**

- (M)- FAN MOTOR LOCATION
- HEAVIEST SECTION IS FAN/CASING SECTION
- MPT DENOTES MALE PIPE THREAD  
FPT DENOTES FEMALE PIPE THREAD  
BFW DENOTES BEVELED FOR WELDING  
GVD DENOTES GROOVED  
FLG DENOTES FLANGE
- +UNIT WEIGHT DOES NOT INCLUDE ACCESSORIES (SEE ACCESSORY DRAWINGS)
- 3/4" [19MM] DIA. MOUNTING HOLES. REFER TO RECOMMENDED STEEL SUPPORT DRAWING
- DIMENSIONS LISTED AS FOLLOWS:  
ENGLISH FT-IN  
[METRIC] [mm]
- MAKE-UP WATER PRESSURE  
20 psi MIN [137 kPa], 50 psi MAX [344 kPa]

**FACE C**



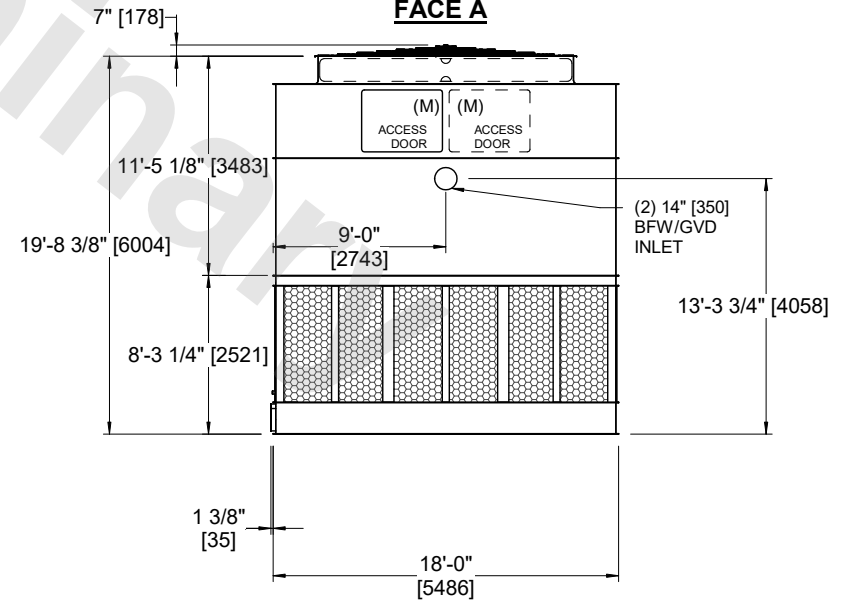
**FACE D**



**FACE B  
PLAN VIEW**



**FACE B**



**FACE A**

SHIPPING WEIGHT	35580 lbs+ [16140] kg+	OPERATING WEIGHT	55000 lbs+ [24950] kg+	HEAVIEST SECTION WEIGHT	12720 lbs+ [5770] kg+	NO. OF SHIPPING SECTIONS	4	DRAWN BY:	TRS
-----------------	------------------------	------------------	------------------------	-------------------------	-----------------------	--------------------------	---	-----------	-----