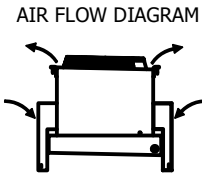


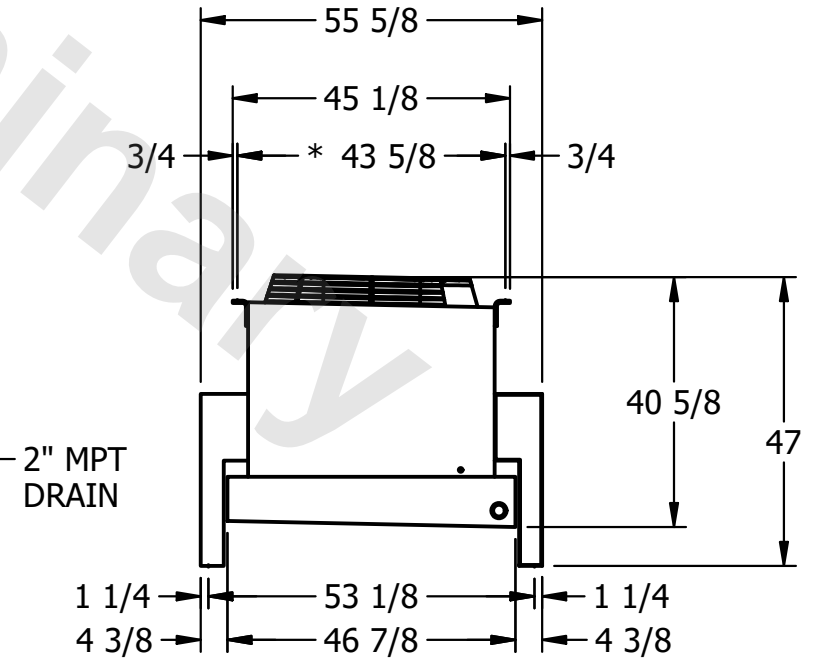
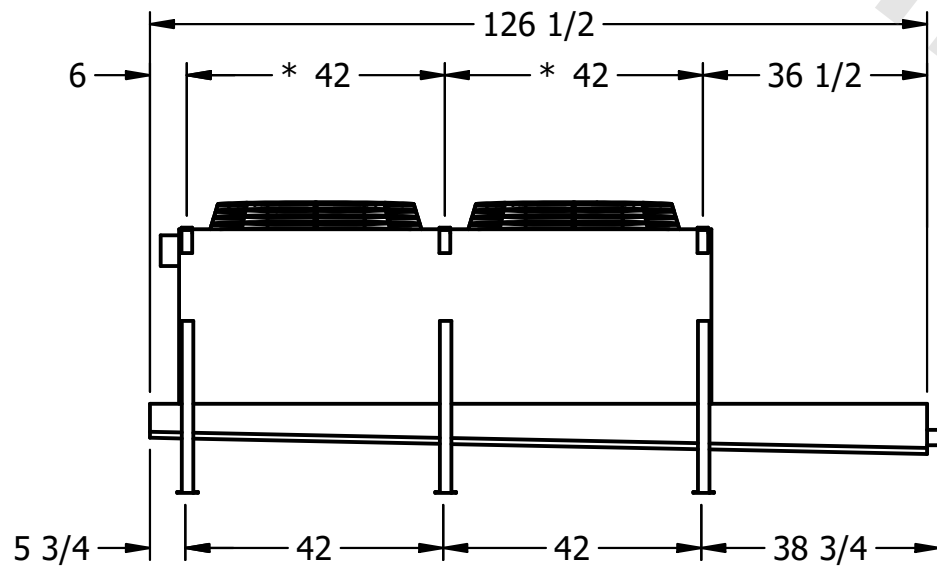
**CONFIDENTIAL**

This document is the property of Evapco, Inc. It should not be copied or disclosed without prior written authorization.

|          |                                 |              |                     |        |                |
|----------|---------------------------------|--------------|---------------------|--------|----------------|
| CUSTOMER | MODEL # U-SSTWE2-19R66F0100F1KA | SCALE N.T.S. | DWG. # USSTW2-SE-6L | REV. 0 | DATE 5/16/2026 |
|----------|---------------------------------|--------------|---------------------|--------|----------------|



- NOTES:**
- 1) \* = HANGER HOLE LOCATION.
  - 2) HANGER HOLES ARE FOR 3/4 INCH THREADED ROD.
  - 3) ALL DIMENSIONS ARE FOR REFERENCE AND SHOULD NOT BE USED FOR PREFABRICATION OF PIPING OR SUPPORTS.



2" MPT DRAIN

|         |      |                                     |                                      |
|---------|------|-------------------------------------|--------------------------------------|
| PROJECT | ROOM | SHIPPING WEIGHT 1070 lbs+ [490] kg+ | OPERATING WEIGHT 1250 lbs+ [570] kg+ |
|---------|------|-------------------------------------|--------------------------------------|