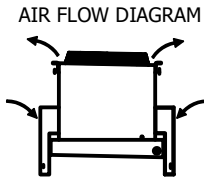
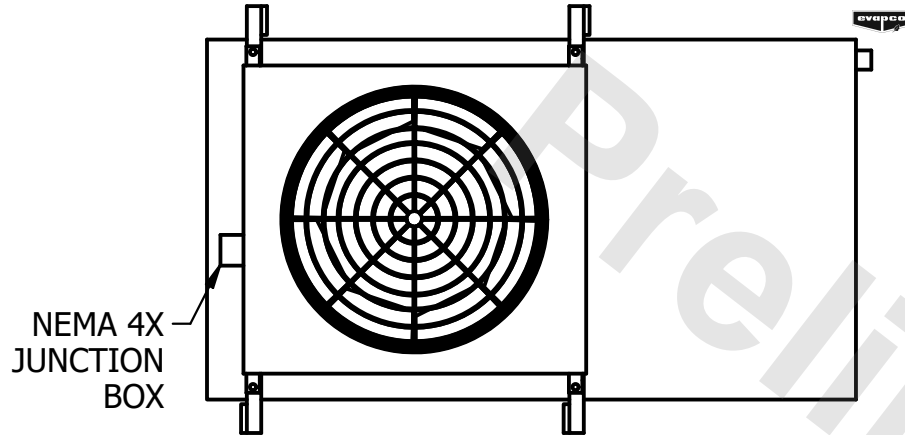


**CONFIDENTIAL**

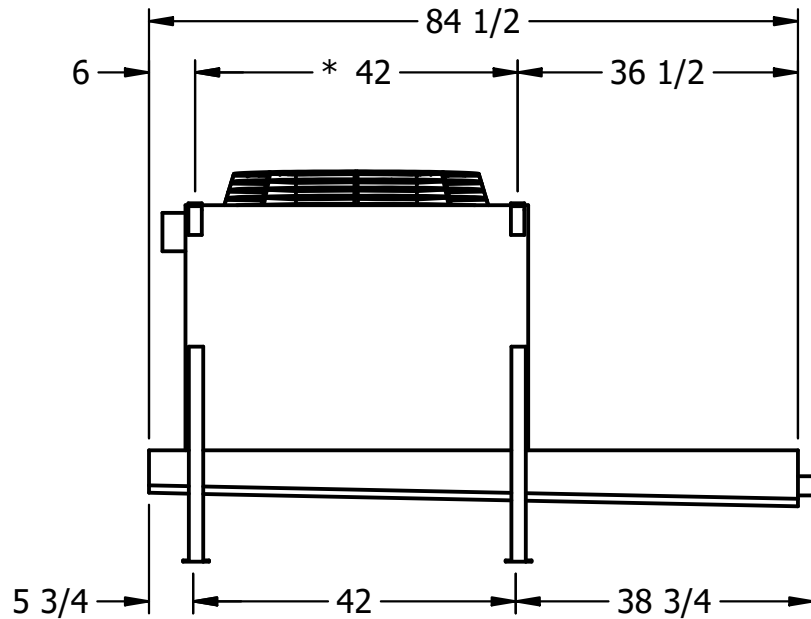
This document is the property of Evapco, Inc. It should not be copied or disclosed without prior written authorization.

|          |         |                        |       |        |        |             |      |   |      |           |
|----------|---------|------------------------|-------|--------|--------|-------------|------|---|------|-----------|
| CUSTOMER | MODEL # | U-SSTWE1-9S44F0075F3KA | SCALE | N.T.S. | DWG. # | USSTW1-SE-8 | REV. | 0 | DATE | 8/23/2025 |
|----------|---------|------------------------|-------|--------|--------|-------------|------|---|------|-----------|

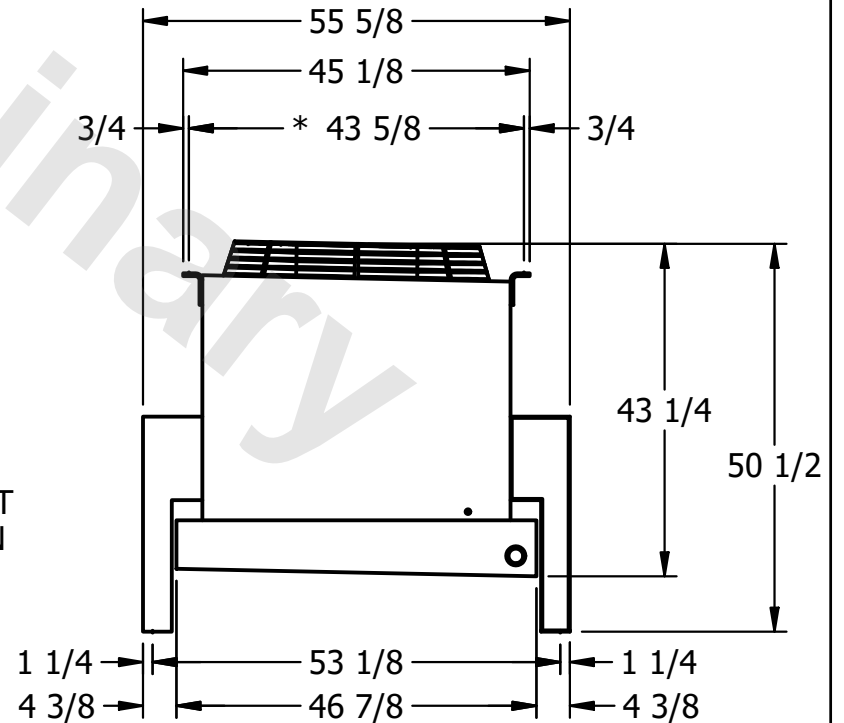


**NOTES:**

- 1) \* = HANGER HOLE LOCATION.
- 2) HANGER HOLES ARE FOR 3/4 INCH THREADED ROD.
- 3) ALL DIMENSIONS ARE FOR REFERENCE AND SHOULD NOT BE USED FOR PREFABRICATION OF PIPING OR SUPPORTS.



2" MPT DRAIN



|         |      |                 |                    |                  |                    |
|---------|------|-----------------|--------------------|------------------|--------------------|
| PROJECT | ROOM | SHIPPING WEIGHT | 500 lbs+ [230] kg+ | OPERATING WEIGHT | 540 lbs+ [245] kg+ |
|---------|------|-----------------|--------------------|------------------|--------------------|