

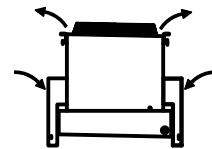
CONFIDENTIAL

This document is the property of Evapco, Inc. It should not be copied or disclosed without prior written authorization.

| | | | | | |
|----------|---------------------------------|--------------|--------------------|--------|----------------|
| CUSTOMER | MODEL # U-SSTWE5-47S64F0075F1LA | SCALE N.T.S. | DWG. # USSTW5-SE-8 | REV. 0 | DATE 5/15/2026 |
|----------|---------------------------------|--------------|--------------------|--------|----------------|




AIR FLOW DIAGRAM

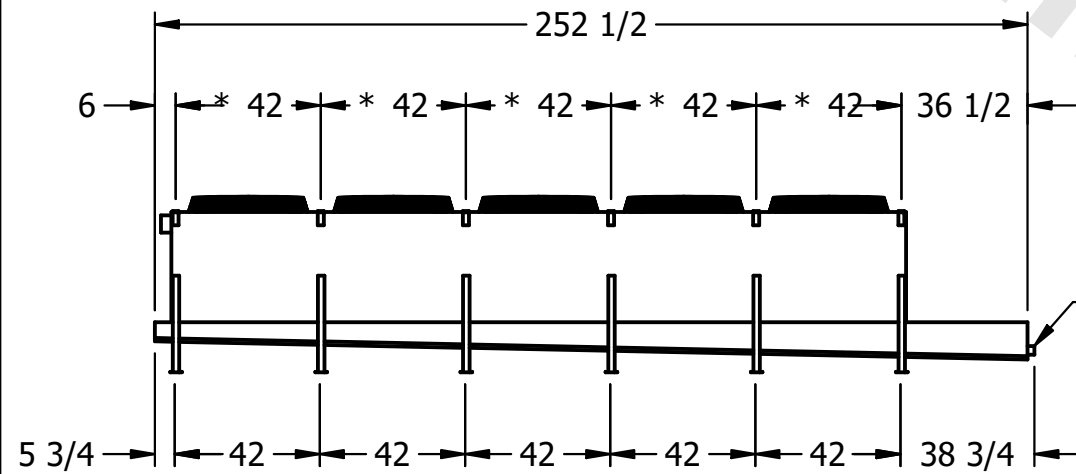


NOTES:

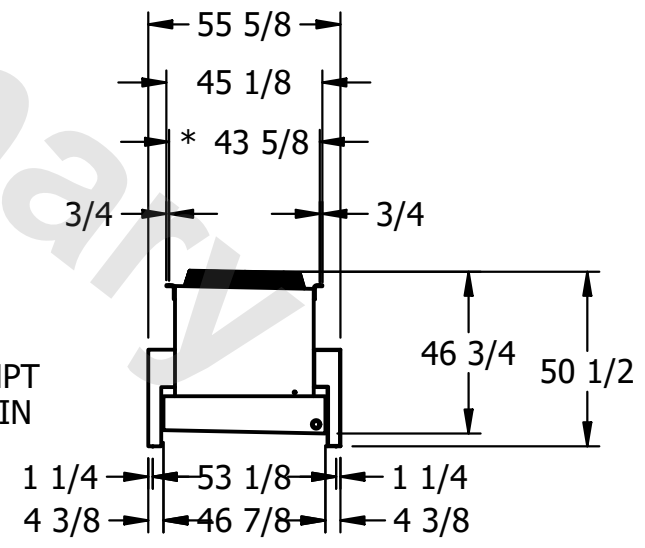
- 1) * = HANGER HOLE LOCATION.
- 2) HANGER HOLES ARE FOR 3/4 INCH THREADED ROD.
- 3) ALL DIMENSIONS ARE FOR REFERENCE AND SHOULD NOT BE USED FOR PREFABRICATION OF PIPING OR SUPPORTS.



NEMA 4X JUNCTION BOX



2" MPT DRAIN



| | | | |
|---------|------|-------------------------------------|---------------------------------------|
| PROJECT | ROOM | SHIPPING WEIGHT 2130 lbs+ [970] kg+ | OPERATING WEIGHT 2460 lbs+ [1120] kg+ |
|---------|------|-------------------------------------|---------------------------------------|