

CONFIDENTIAL

This document is the property of Evapco, Inc. It should not be copied or disclosed without prior written authorization.

CUSTOMER	MODEL # U-SSTWE2-19R44H0100F1LA	SCALE N.T.S.	DWG. # USSTW2-SE-4L	REV. 0	DATE 8/26/2025
----------	---------------------------------	--------------	---------------------	--------	----------------




AIR FLOW DIAGRAM



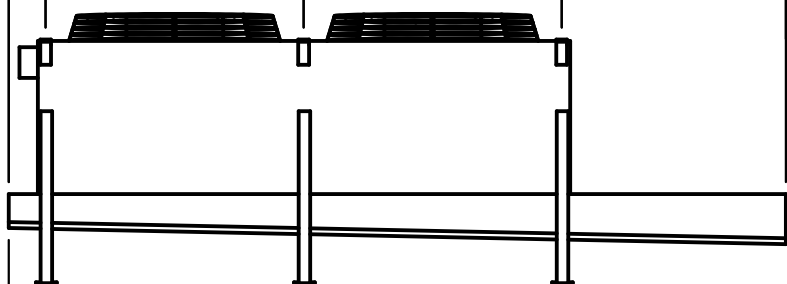
NOTES:

- 1) * = HANGER HOLE LOCATION.
- 2) HANGER HOLES ARE FOR 3/4 INCH THREADED ROD.
- 3) ALL DIMENSIONS ARE FOR REFERENCE AND SHOULD NOT BE USED FOR PREFABRICATION OF PIPING OR SUPPORTS.

NEMA 4X
JUNCTION
BOX

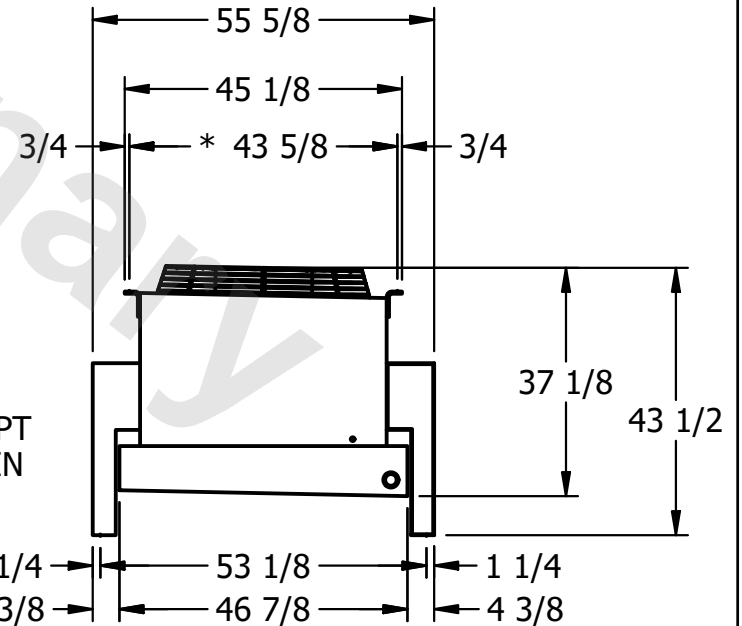


6 → 126 1/2
→ * 42 → * 42 → 36 1/2 →



2" MPT
DRAIN

5 3/4 → 42 → 42 → 38 3/4 →



PROJECT	ROOM	SHIPPING WEIGHT 990 lbs+ [450] kg+	OPERATING WEIGHT 1080 lbs+ [490] kg+
---------	------	------------------------------------	--------------------------------------