

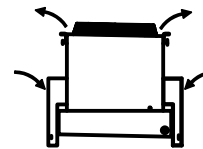
CONFIDENTIAL

This document is the property of Evapco, Inc. It should not be copied or disclosed without prior written authorization.

| | | | | | |
|----------|---------------------------------|--------------|--------------------|--------|----------------|
| CUSTOMER | MODEL # U-SSTWE5-47S46H0050F3KA | SCALE N.T.S. | DWG. # USSTW5-SE-8 | REV. 0 | DATE 5/15/2026 |
|----------|---------------------------------|--------------|--------------------|--------|----------------|




AIR FLOW DIAGRAM

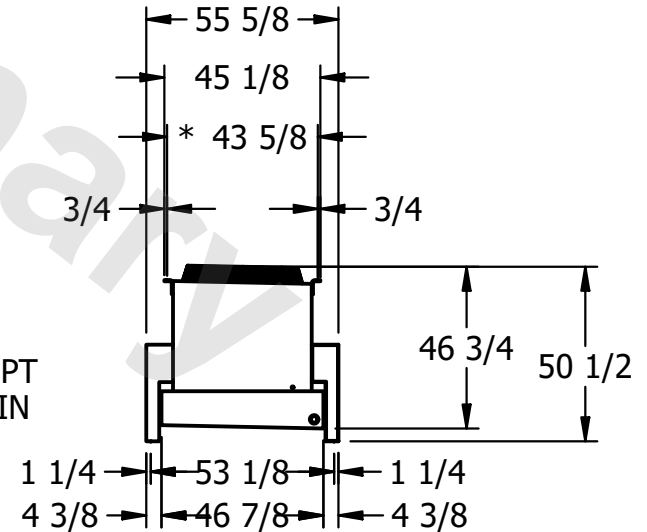
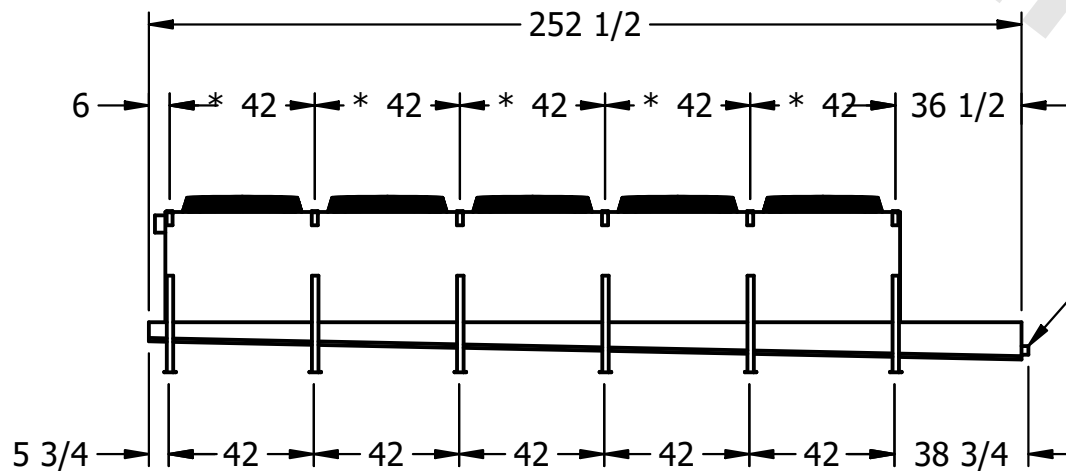


NOTES:

- 1) * = HANGER HOLE LOCATION.
- 2) HANGER HOLES ARE FOR 3/4 INCH THREADED ROD.
- 3) ALL DIMENSIONS ARE FOR REFERENCE AND SHOULD NOT BE USED FOR PREFABRICATION OF PIPING OR SUPPORTS.



NEMA 4X
JUNCTION
BOX



| | | | |
|---------|------|--------------------------------------|---------------------------------------|
| PROJECT | ROOM | SHIPPING WEIGHT 2470 lbs+ [1125] kg+ | OPERATING WEIGHT 2750 lbs+ [1250] kg+ |
|---------|------|--------------------------------------|---------------------------------------|