

This document is the property of Evapco, Inc. It should not be copied or disclosed without prior written authorization.

MODEL #

SCALE

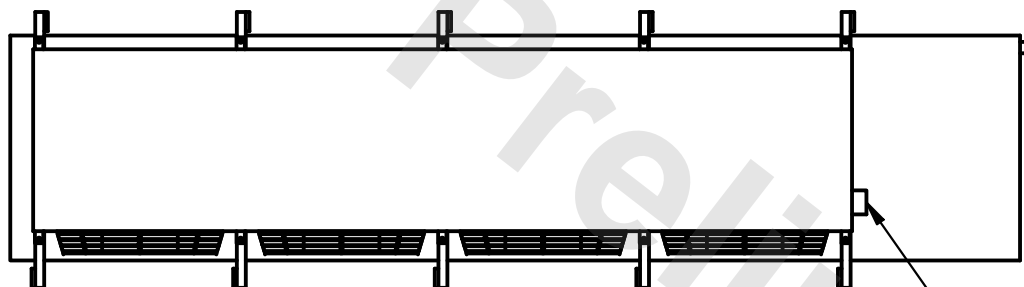
DWG. #

REV. 0

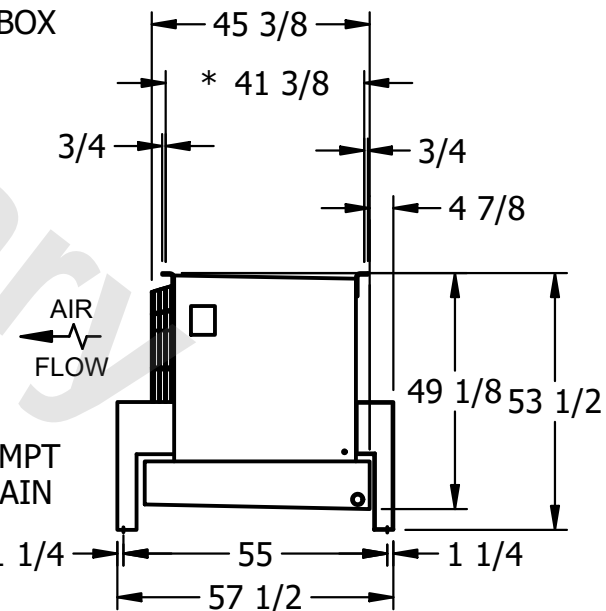
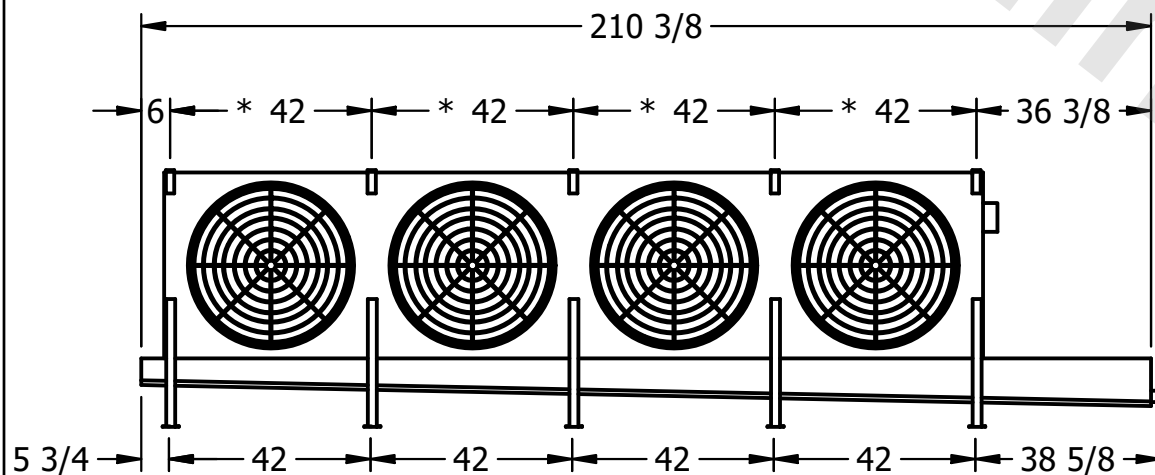
| | |
|------|-----------|
| DATE | 6/17/2025 |
|------|-----------|



4) ALL DIMENSIONS ARE FOR REFERENCE AND SHOULD NOT BE USED FOR PREFABRICATION OF PIPING OR SUPPORTS.



- NEMA 4X JUNCTION BOX



ROOM

SHIPPING
WEIGHT

2340 lbs+ [1065] kg+

| | |
|------------------|-------|
| OPERATING WEIGHT | 10000 |
|------------------|-------|

2680 lbs+ [1220] kg+