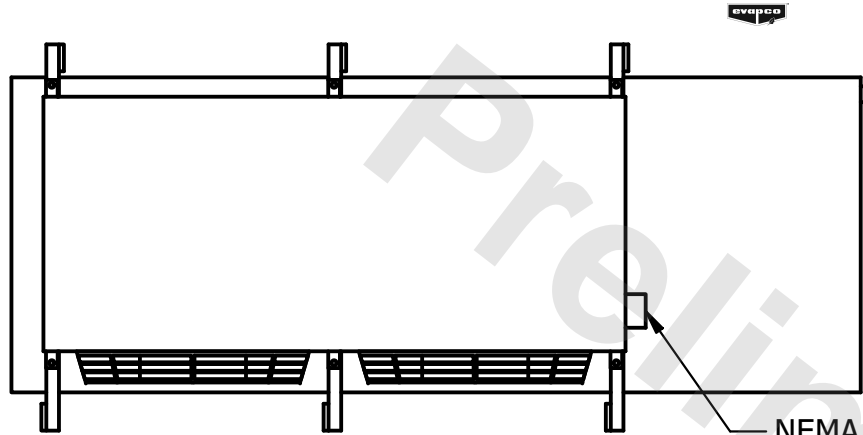


CONFIDENTIAL

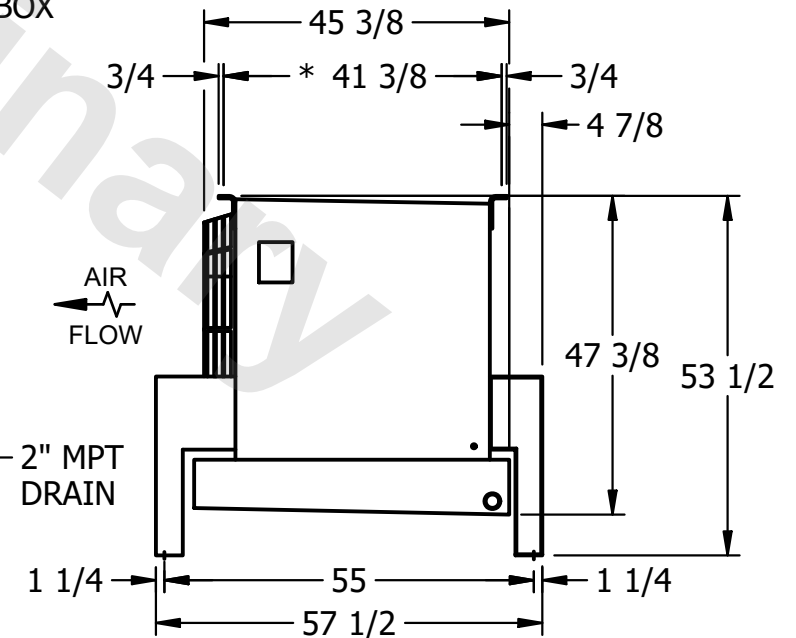
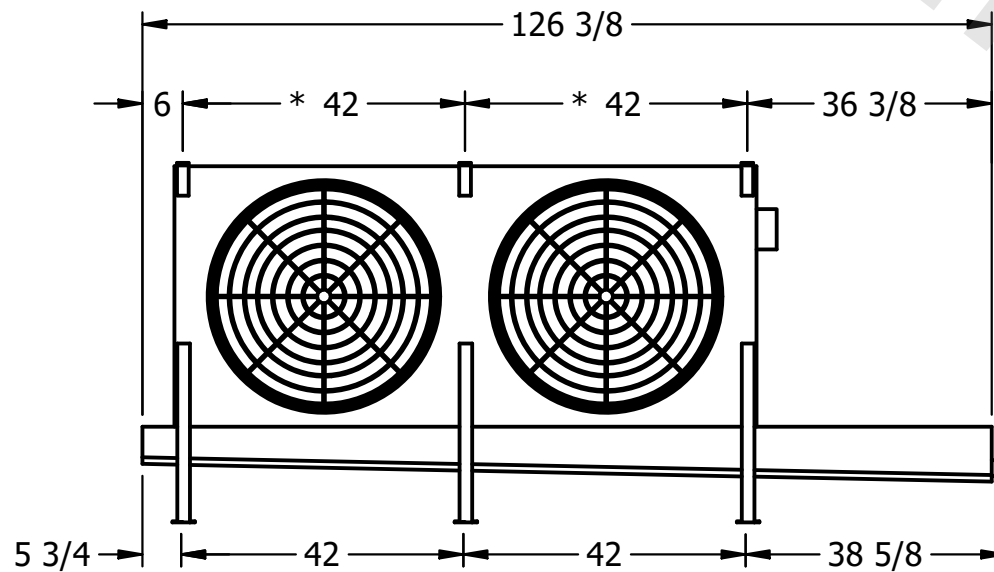
This document is the property of Evapco, Inc. It should not be copied or disclosed without prior written authorization.

| | | | | | |
|----------|---------------------------------|--------------|------------------------|--------|----------------|
| CUSTOMER | MODEL # U-SSTME2-21106F0033F1KA | SCALE N.T.S. | DWG. # USSTM2-SE-16,18 | REV. 0 | DATE 9/15/2025 |
|----------|---------------------------------|--------------|------------------------|--------|----------------|



NOTES:

- 1) * = HANGER HOLE LOCATION.
- 2) RIGHT HAND MODEL SHOWN.
- 3) HANGER HOLES ARE FOR 3/4 INCH THREADED ROD.
- 4) ALL DIMENSIONS ARE FOR REFERENCE AND SHOULD NOT BE USED FOR PREFABRICATION OF PIPING OR SUPPORTS.



| | | | |
|---------|------|-------------------------------------|--------------------------------------|
| PROJECT | ROOM | SHIPPING WEIGHT 1320 lbs+ [600] kg+ | OPERATING WEIGHT 1640 lbs+ [745] kg+ |
|---------|------|-------------------------------------|--------------------------------------|