

This document is the property of Evapco, Inc. It should not be copied or disclosed without prior written authorization.



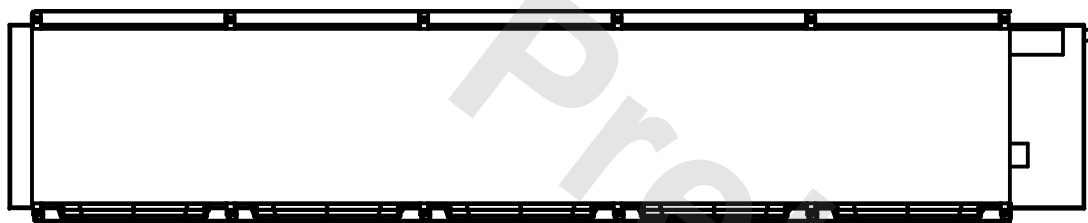
MODEL #	EJETME5-7063E0200F2LA
---------	-----------------------

SCALE **N.T.S.**

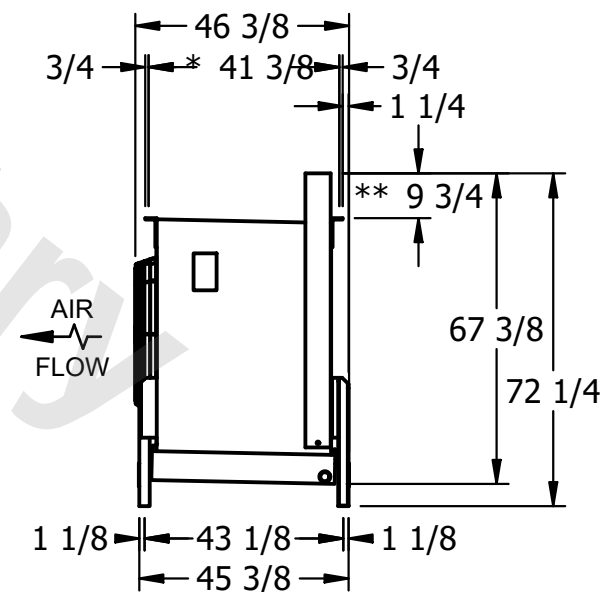
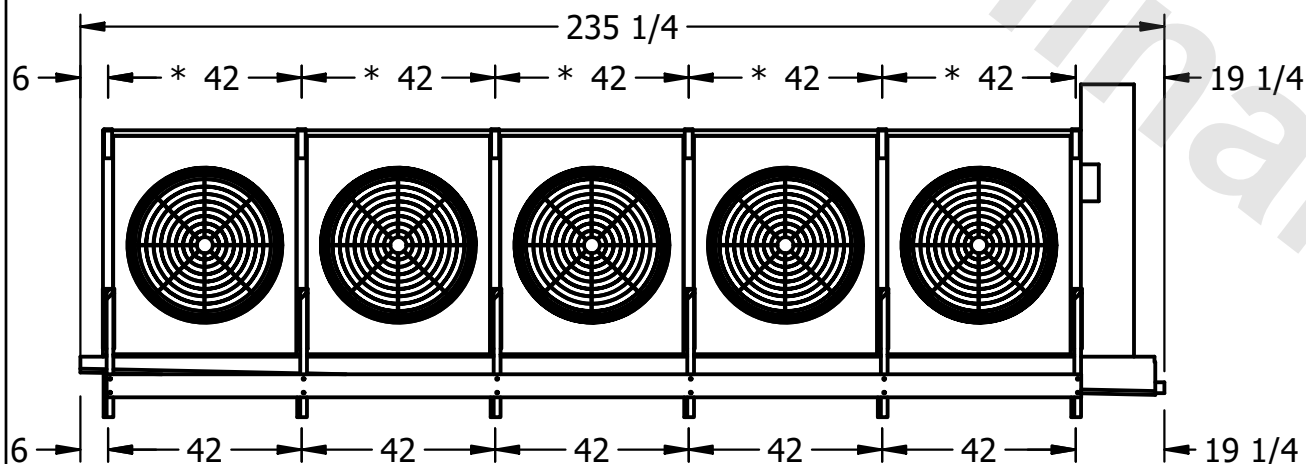
DWG. # EJETME5-SE-24

REV. 0

DATE	7/26/2025
------	-----------



- 1) * = HANGER HOLE LOCATION.
- 2) RIGHT HAND MODEL SHOWN.
- 3) HANGER HOLES ARE FOR 3/4 INCH THREADED ROD.
- 4) WATER DEFROST ADDS 1 3/4" INCHES TO HEIGHT OF STANDARD UNIT AND CHANGES DRAIN SIZE.
- 5) ALL DIMENSIONS ARE FOR REFERENCE AND SHOULD NOT BE USED FOR PREFABRICATION OF PIPING OR SUPPORTS.
- 6) ** = HEIGHT OF SUCTION HEADER AND INSTALLED THERMOWELL FITTING ABOVE CABINET. CUSTOMER IS RESPONSIBLE TO ACCOUNT FOR ADDITIONAL HEIGHT NECESSARY FOR RTD AND ACCESS.



ROOM

SHIPPING WEIGHT	2710 lbs
-----------------	----------

OPERATING WEIGHT	3210 lbs
------------------	----------