

CONFIDENTIAL

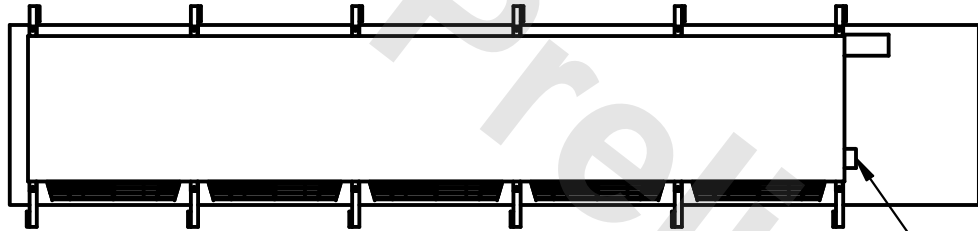
This document is the property of Evapco, Inc. It should not be copied or disclosed without prior written authorization.

| | | | | | |
|----------|----------------------------------|--------------|----------------------|--------|----------------|
| CUSTOMER | MODEL # U-EJETME5-70106H0050F3KA | SCALE N.T.S. | DWG. # UEJETM5-SE-24 | REV. 0 | DATE 8/15/2025 |
|----------|----------------------------------|--------------|----------------------|--------|----------------|

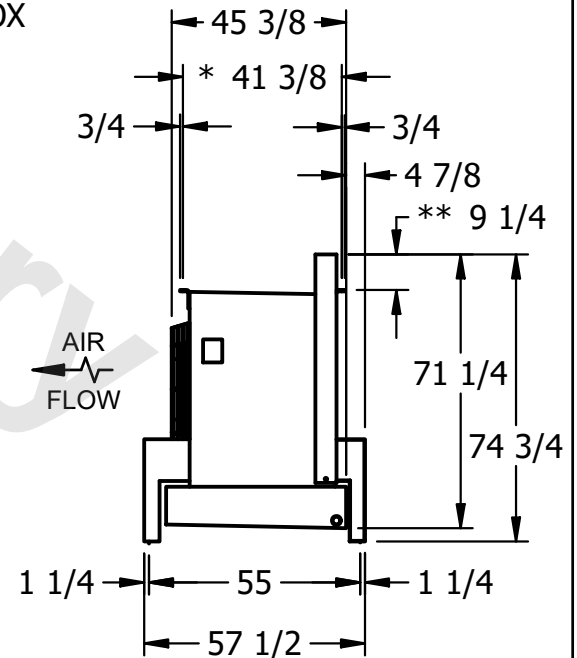
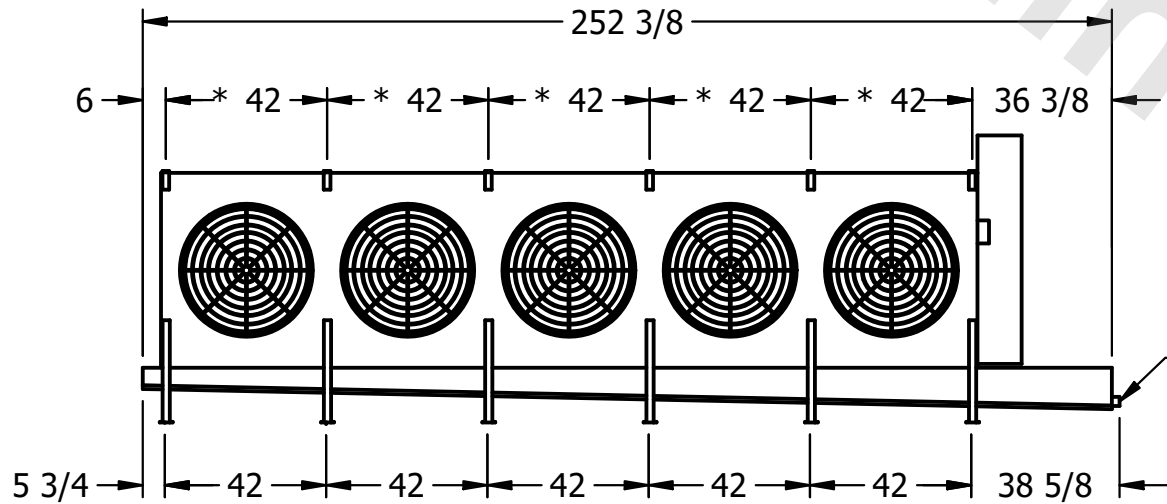


NOTES:

- 1) * = HANGER HOLE LOCATION.
- 2) RIGHT HAND MODEL SHOWN.
- 3) HANGER HOLES ARE FOR 3/4" INCH THREADED ROD.
- 4) WATER DEFROST ADDS 1 3/4" INCHES TO HEIGHT OF STANDARD UNIT AND CHANGES DRAIN SIZE.
- 5) ALL DIMENSIONS ARE FOR REFERENCE AND SHOULD NOT BE USED FOR PREFABRICATION OF PIPING OR SUPPORTS.
- 6) **= HEIGHT OF SUCTION HEADER AND INSTALLED THERMOWELL FITTING ABOVE CABINET. CUSTOMER IS RESPONSIBLE TO ACCOUNT FOR ADDITIONAL HEIGHT NECESSARY FOR RTD AND ACCESS.



NEMA 4X
JUNCTION BOX



| | | | |
|---------|------|--------------------------------------|---------------------------------------|
| PROJECT | ROOM | SHIPPING WEIGHT 5190 lbs+ [2355] kg+ | OPERATING WEIGHT 6250 lbs+ [2835] kg+ |
|---------|------|--------------------------------------|---------------------------------------|