

This document is the property of Evapco, Inc. It should not be copied or disclosed without prior written authorization.

CUSTOMER
----------

MODEL #

U-EJETME3-3284H0100F1JA

SCALE

N.T.S.

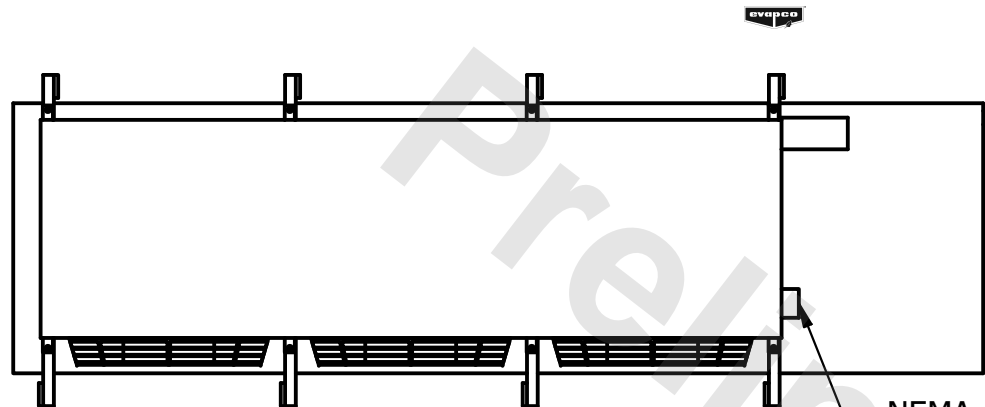
DWG. #

UEJETM3-SE-16,18

REV. 0

DATE
------

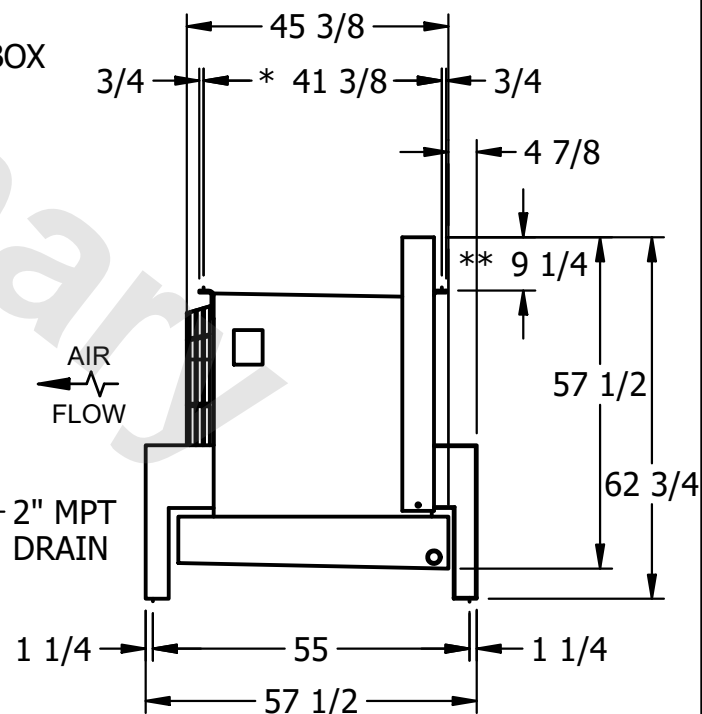
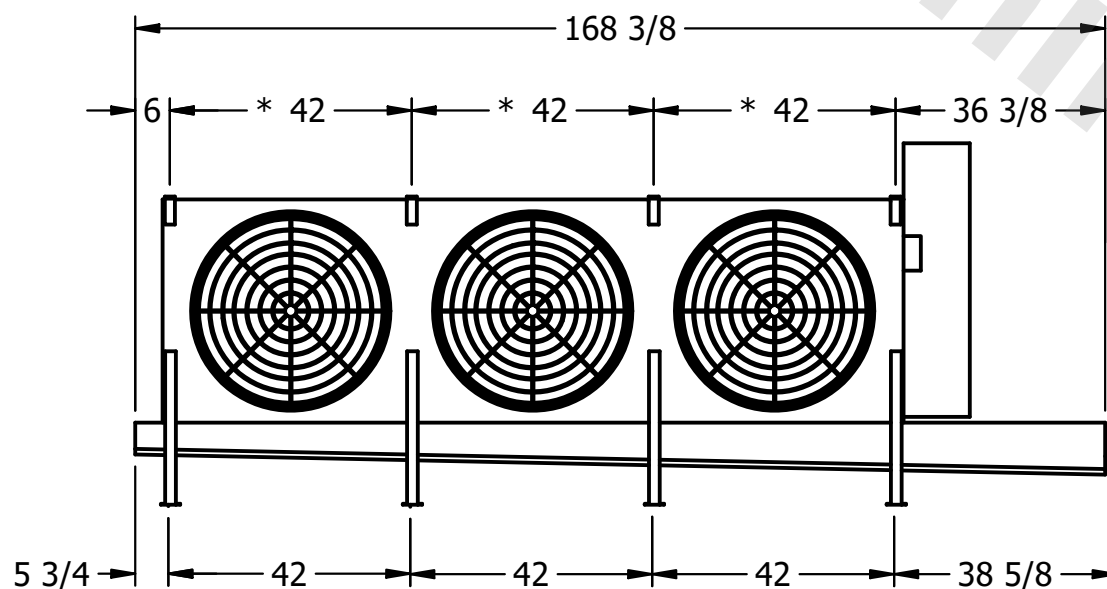
6/30/2025



- NEMA 4X  
JUNCTION BOX

NOTES:

- 1) \* = HANGER HOLE LOCATION.
- 2) RIGHT HAND MODEL SHOWN.
- 3) HANGER HOLES ARE FOR 3/4 INCH THREADED ROD.
- 4) WATER DEFROST ADDS 1 3/4" INCHES TO HEIGHT OF STANDARD UNIT AND CHANGES DRAIN SIZE.
- 5) ALL DIMENSIONS ARE FOR REFERENCE AND SHOULD NOT BE USED FOR PREFABRICATION OF PIPING OR SUPPORTS.
- 6) \*\*= HEIGHT OF SUCTION HEADER AND INSTALLED THERMOWELL FITTING ABOVE CABINET. CUSTOMER IS RESPONSIBLE TO ACCOUNT FOR ADDITIONAL HEIGHT NECESSARY FOR RTD AND ACCESS.



PROJECT
---------

ROOM

SHIPPING  
WEIGHT

1950 lbs+ [885] kg+

OPERATING WEIGHT	10000
------------------	-------

2250 lbs+ [1025] kg+