

This document is the property of Evapco, Inc. It should not be copied or disclosed without prior written authorization.

CUSTOMER
----------

MODEL #

U-EJETME2-1946F0075F1JA

SCALE

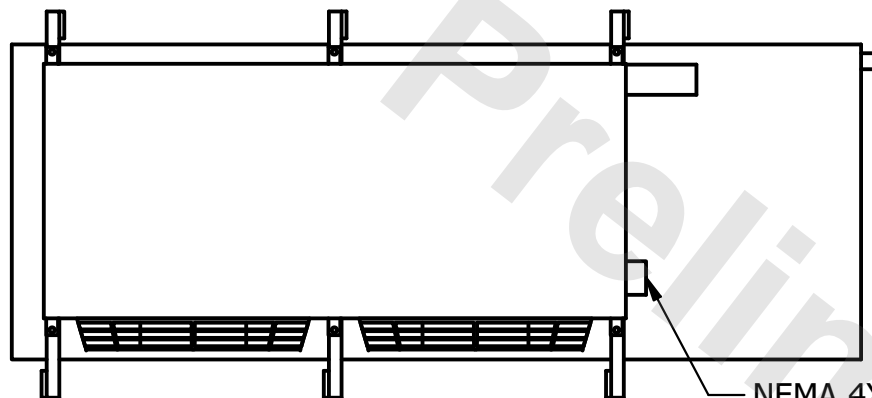
N.T.S.

DWG. #

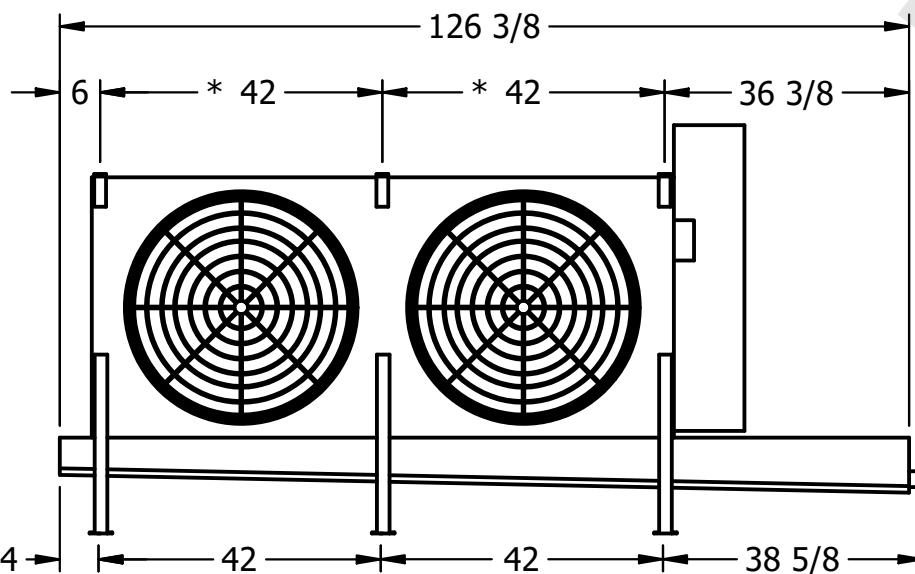
UEJETM2-SE-16,18

REV. 0

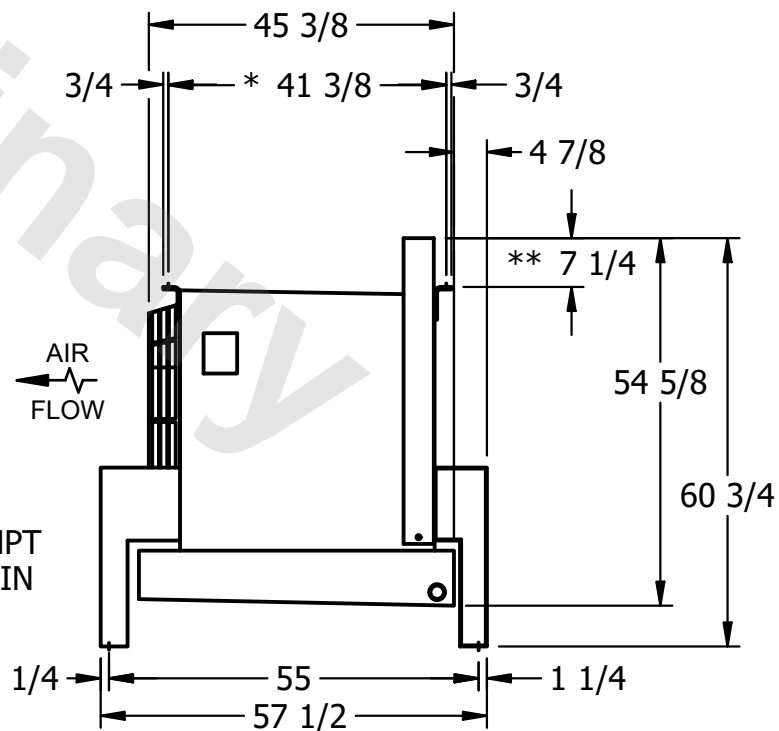
DATE	9/14/2025
------	-----------



- NEMA 4X  
JUNCTION BOX



- 2" MPT  
DRAIN



- 1) \* = HANGER HOLE LOCATION.
- 2) RIGHT HAND MODEL SHOWN.
- 3) HANGER HOLES ARE FOR 3/4 INCH THREADED ROD.
- 4) WATER DEFROST ADDS 1 3/4" INCHES TO HEIGHT OF STANDARD UNIT AND CHANGES DRAIN SIZE.
- 5) ALL DIMENSIONS ARE FOR REFERENCE AND SHOULD NOT BE USED FOR PREFABRICATION OF PIPING OR SUPPORTS.
- 6) \*\*= HEIGHT OF SUCTION HEADER AND INSTALLED THERMOWELL FITTING ABOVE CABINET. CUSTOMER IS RESPONSIBLE TO ACCOUNT FOR ADDITIONAL HEIGHT NECESSARY FOR RTD AND ACCESS.

1) \* = HANGER HOLE LOCATION.

2) RIGHT HAND MODEL SHOWN.

3) HANGER HOLES ARE FOR 3/4 INCH THREADED ROD.

4) WATER DEFROST ADDS 1 3/4" INCHES TO HEIGHT OF STANDARD UNIT AND CHANGES DRAIN SIZE.

5) ALL DIMENSIONS ARE FOR REFERENCE AND SHOULD NOT BE USED FOR PREFABRICATION OF PIPING OR SUPPORTS.

6) \*\*= HEIGHT OF SUCTION HEADER AND INSTALLED THERMOWELL FITTING ABOVE CABINET. CUSTOMER IS RESPONSIBLE TO ACCOUNT FOR ADDITIONAL HEIGHT NECESSARY FOR RTD AND ACCESS.

PROJECT
---------

ROOM

SHIPPING  
WEIGHT

970 lbs+ [440] kg+

OPERATING WEIGHT	10,000
------------------	--------

1090 lbs+ [495] kg+