

This document is the property of Evapco, Inc. It should not be copied or disclosed without prior written authorization.

CUSTOMER

MODEL #	
---------	--

U-EJETME3-28103H0100F1JA

SCALE
-------

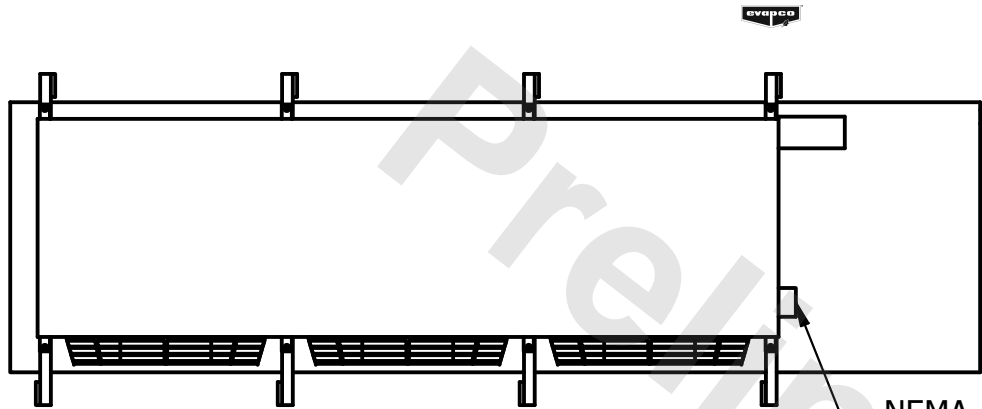
N.T.S.

DWG. #	
--------	--

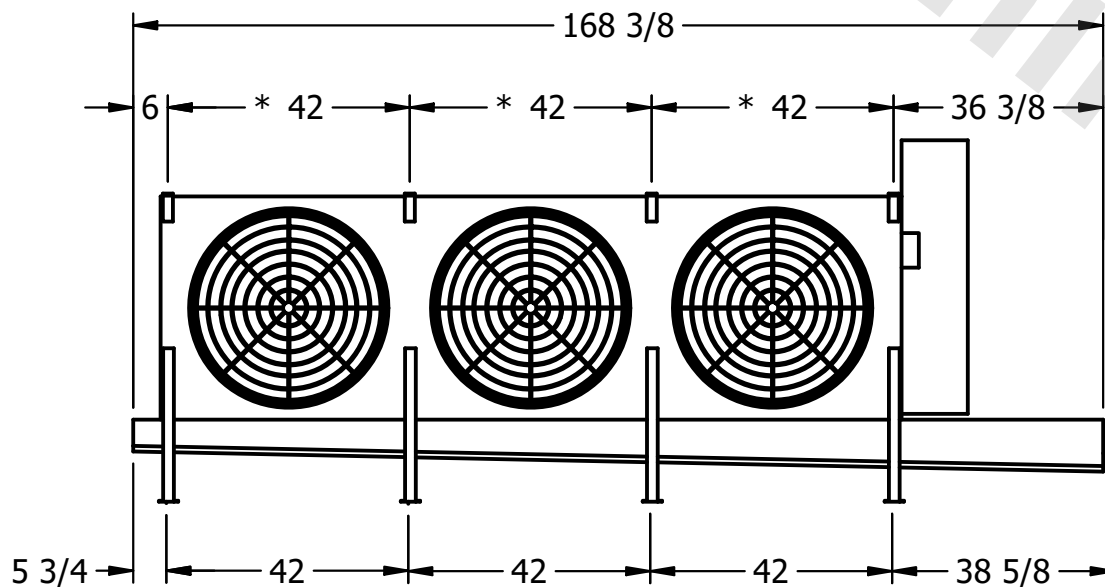
UEJETM3-SE-16,18

REV. 0

DATE	7/12/2025
------	-----------

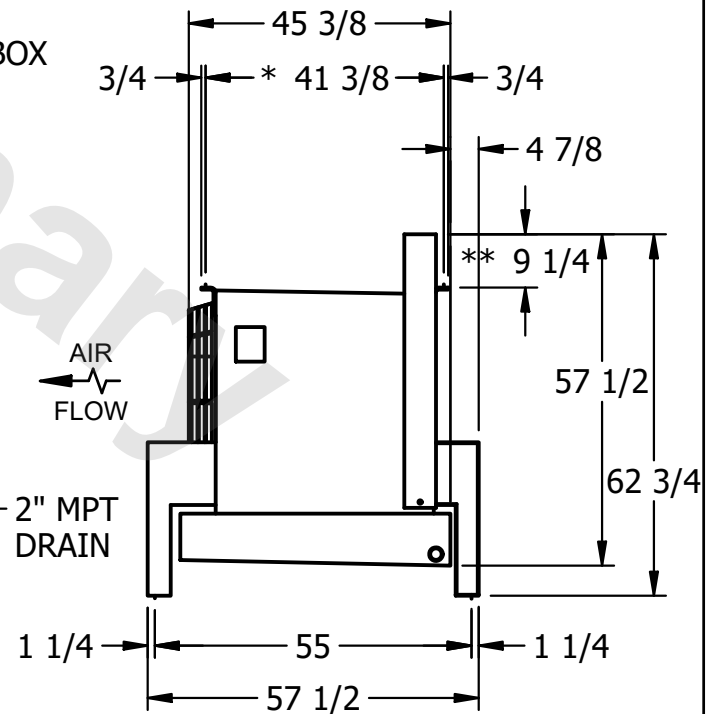


– NEMA 4X  
JUNCTION BOX



- NOTES:

- 1) \* = HANGER HOLE LOCATION.
- 2) RIGHT HAND MODEL SHOWN.
- 3) HANGER HOLES ARE FOR 3/4 INCH THREADED ROD.
- 4) WATER DEFROST ADDS 1 3/4" INCHES TO HEIGHT OF STANDARD UNIT AND CHANGES DRAIN SIZE.
- 5) ALL DIMENSIONS ARE FOR REFERENCE AND SHOULD NOT BE USED FOR PREFABRICATION OF PIPING OR SUPPORTS.
- 6) \*\* = HEIGHT OF SUCTION HEADER AND INSTALLED THERMOWELL FITTING ABOVE CABINET. CUSTOMER IS RESPONSIBLE TO ACCOUNT FOR ADDITIONAL HEIGHT NECESSARY FOR RTD AND ACCESS.



PROJECT

ROOM

## SHIPPING WEIGHT

1870 lbs+ [850] kg+

OPERATING WEIGHT	
------------------	--

2140 lbs+ [975] kg+