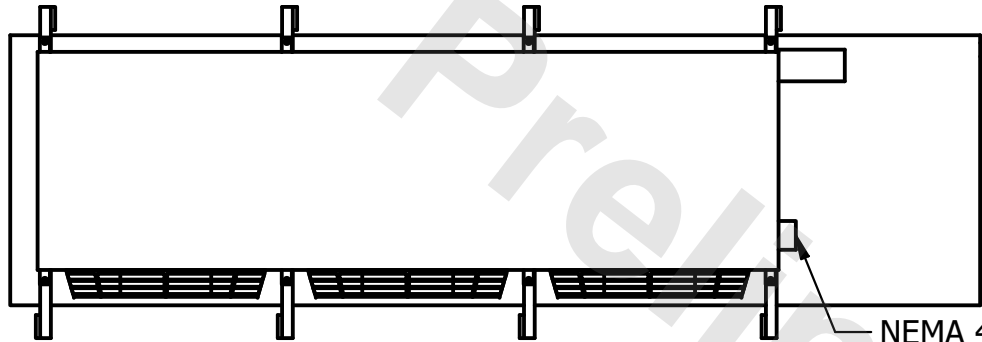


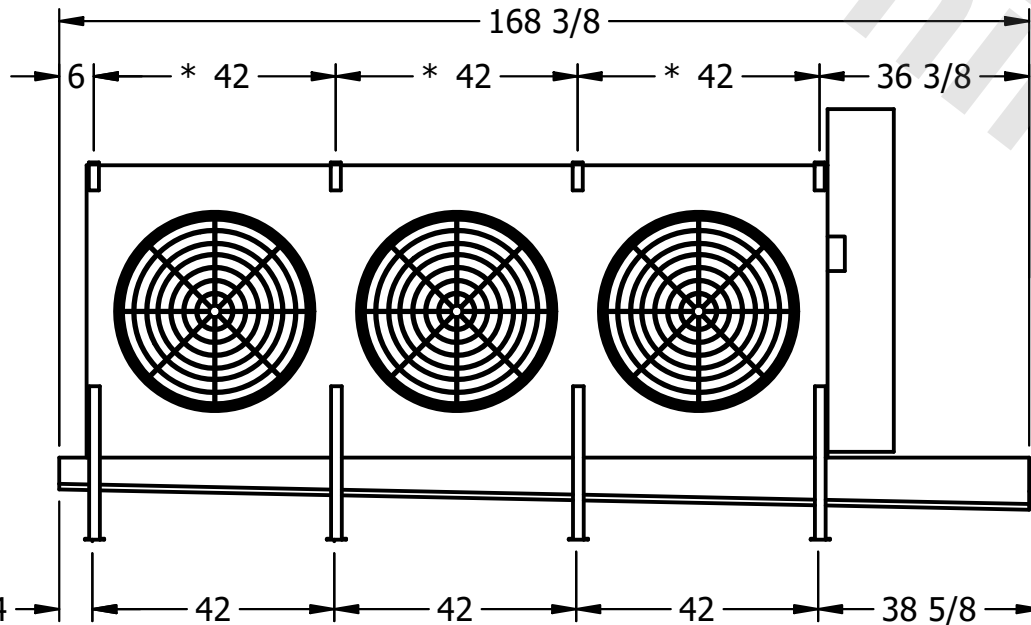
**CONFIDENTIAL**

This document is the property of Evapco, Inc. It should not be copied or disclosed without prior written authorization.

|          |                                 |              |                      |        |                |
|----------|---------------------------------|--------------|----------------------|--------|----------------|
| CUSTOMER | MODEL # U-EJETME3-4266H0100F1JA | SCALE N.T.S. | DWG. # UEJETM3-SE-24 | REV. 0 | DATE 6/26/2025 |
|----------|---------------------------------|--------------|----------------------|--------|----------------|

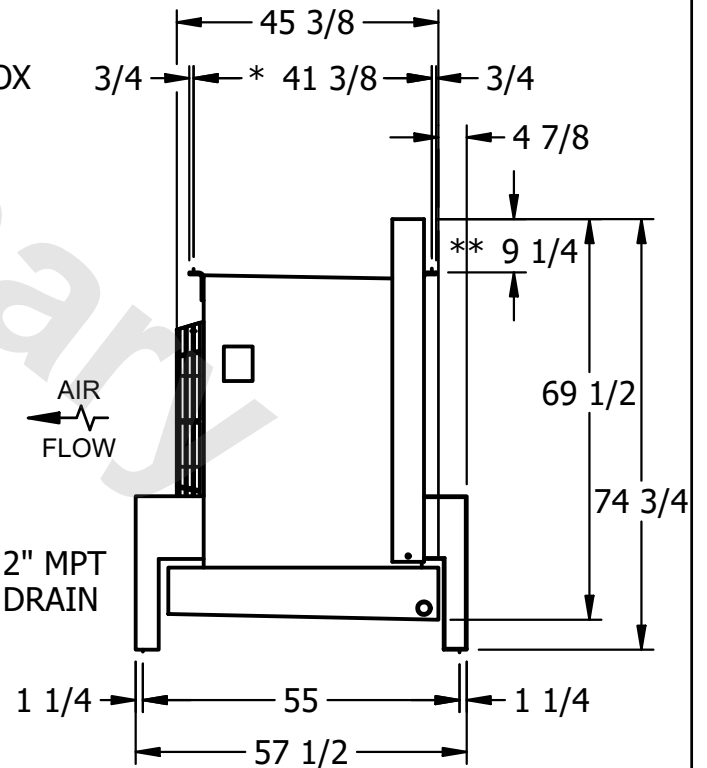


NEMA 4X  
JUNCTION BOX



NOTES:

- 1) \* = HANGER HOLE LOCATION.
- 2) RIGHT HAND MODEL SHOWN.
- 3) HANGER HOLES ARE FOR  $\frac{3}{4}$  INCH THREADED ROD.
- 4) WATER DEFROST ADDS  $1 \frac{3}{4}$  INCHES TO HEIGHT OF STANDARD UNIT AND CHANGES DRAIN SIZE.
- 5) ALL DIMENSIONS ARE FOR REFERENCE AND SHOULD NOT BE USED FOR PREFABRICATION OF PIPING OR SUPPORTS.
- 6) \*\* = HEIGHT OF SUCTION HEADER AND INSTALLED THERMOWELL FITTING ABOVE CABINET. CUSTOMER IS RESPONSIBLE TO ACCOUNT FOR ADDITIONAL HEIGHT NECESSARY FOR RTD AND ACCESS.



|         |      |                                      |                                       |
|---------|------|--------------------------------------|---------------------------------------|
| PROJECT | ROOM | SHIPPING WEIGHT 2310 lbs+ [1050] kg+ | OPERATING WEIGHT 2690 lbs+ [1225] kg+ |
|---------|------|--------------------------------------|---------------------------------------|