

This document is the property of Evapco, Inc. It should not be copied or disclosed without prior written authorization.

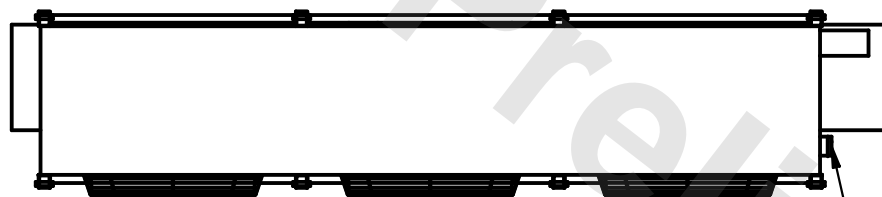


MODEL # EJETHE3-6784F0500K1LA

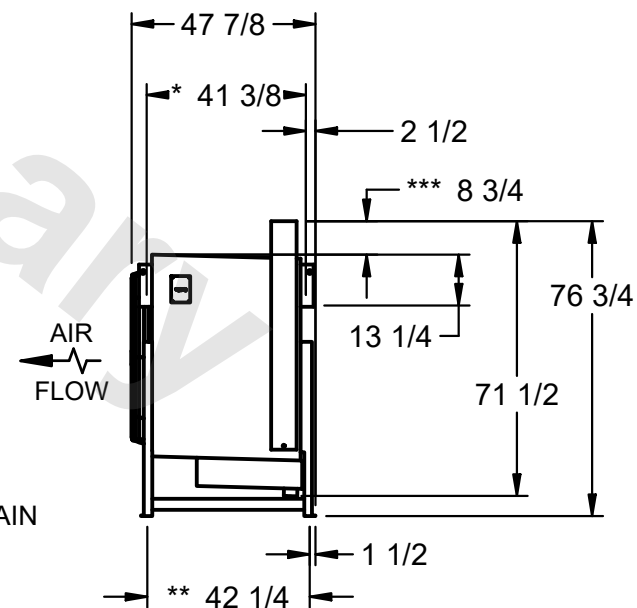
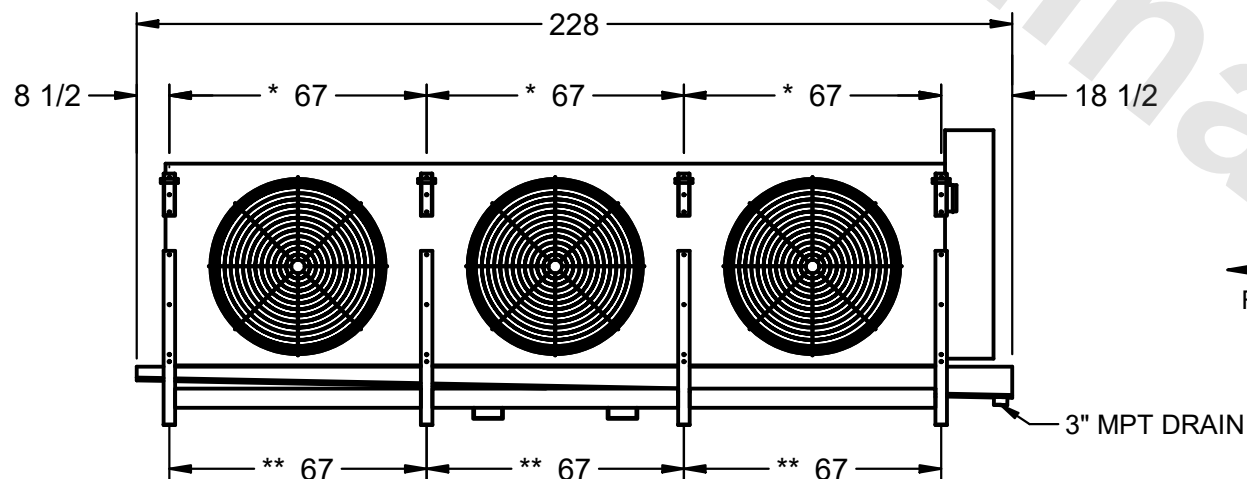
DWG. # EJETHE3-SE-24

REV. 0	DATE 7/13/2025
--------	----------------

- 1) * = HANGER HOLE LOCATION.
**= FOOT PLATE MOUNTING HOLE LOCATION
- 2) RIGHT HAND MODEL SHOWN.
- 3) HANGER HOLES ARE FOR 3/4 INCH THREADED ROD.
- 4) WATER DEFROST ADDS 6" INCHES TO HEIGHT
OF STANDARD UNIT AND CHANGES DRAIN SIZE.
- 5) ALL DIMENSIONS ARE FOR REFERENCE AND SHOULD NOT
BE USED FOR PREFABRICATION OF PIPING OR SUPPORTS.
- 6) ***= HEIGHT OF SUCTION HEADER AND INSTALLED
THERMOWELL FITTING ABOVE CABINET. CUSTOMER IS
RESPONSIBLE TO ACCOUNT FOR ADDITIONAL HEIGHT
NECESSARY FOR RTD AND ACCESS.



- NEMA 4X JUNCTION BOX



SHIPPING WEIGHT	3670 lbs
-----------------	----------

OPERATING WEIGHT	4310 lbs
------------------	----------