

This document is the property of Evapco, Inc. It should not be copied or disclosed without prior written authorization.



CUSTOMER

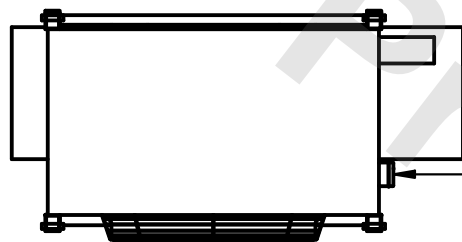
MODEL #	EJETHE1-2284E0300K1KA
---------	-----------------------

SCALE N.T.S.

DWG. # EJETHE1-SE-24

REV.

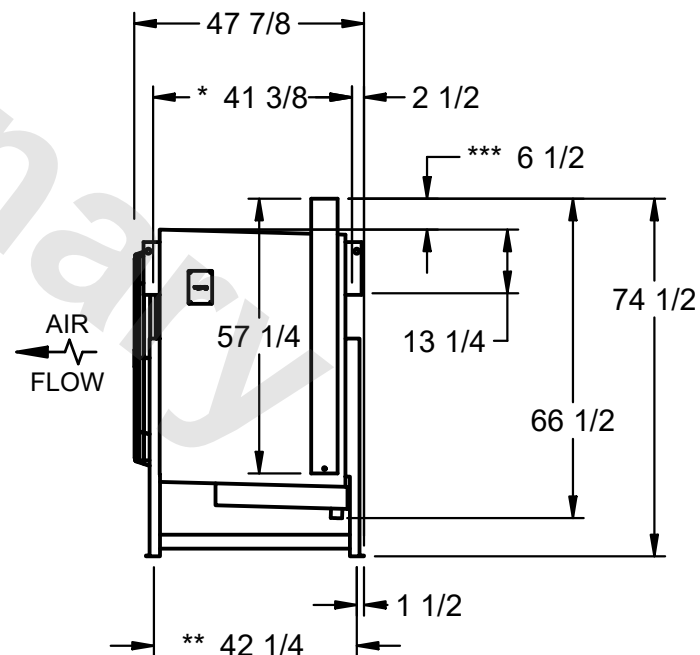
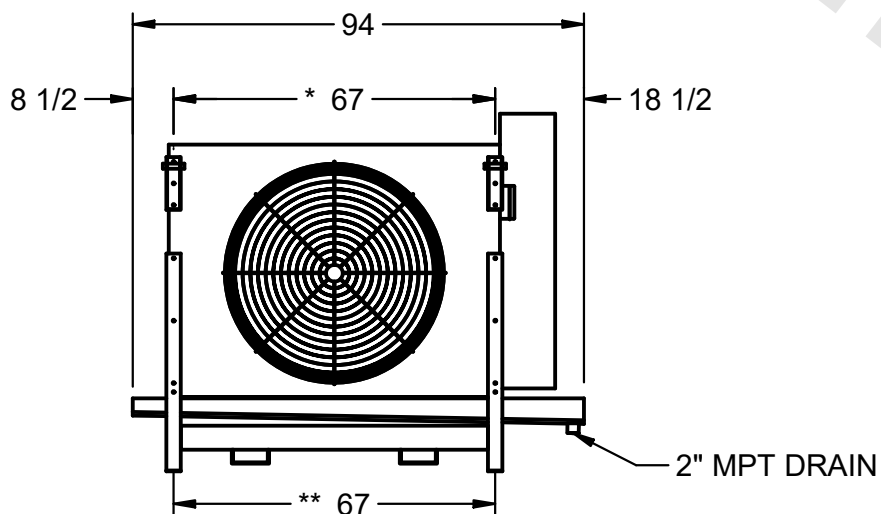
DATE	8/17/2025
------	-----------



- NEMA 4X JUNCTION BOX

NOTES:

- 1) * = HANGER HOLE LOCATION.
** = FOOT PLATE MOUNTING HOLE LOCATION
- 2) RIGHT HAND MODEL SHOWN.
- 3) HANGER HOLES ARE FOR 3/4 INCH THREADED ROD.
- 4) WATER DEFROST ADDS 6" INCHES TO HEIGHT
OF STANDARD UNIT AND CHANGES DRAIN SIZE.
- 5) ALL DIMENSIONS ARE FOR REFERENCE AND SHOULD NOT
BE USED FOR PREFABRICATION OF PIPING OR SUPPORTS.
- 6) *** = HEIGHT OF SUCTION HEADER AND INSTALLED
THERMOWELL FITTING ABOVE CABINET. CUSTOMER IS
RESPONSIBLE TO ACCOUNT FOR ADDITIONAL HEIGHT
NECESSARY FOR RTD AND ACCESS.



PROJECT

ROOM

SHIPPING WEIGHT	1500 lbs
-----------------	----------

OPERATING WEIGHT	1760 lbs
------------------	----------