

This document is the property of Evapco, Inc. It should not be copied or disclosed without prior written authorization.

# EVAPCO, INC.



CUSTOMER

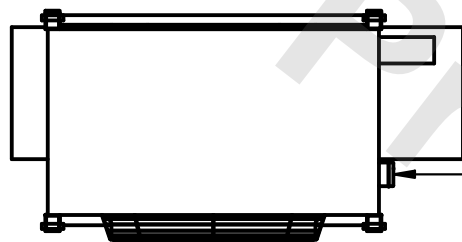
MODEL #	EJETHE1-2284E0500K1LA
---------	-----------------------

SCALE N.T.S.

DWG. # EJETHE1-SE-24

REV. 0

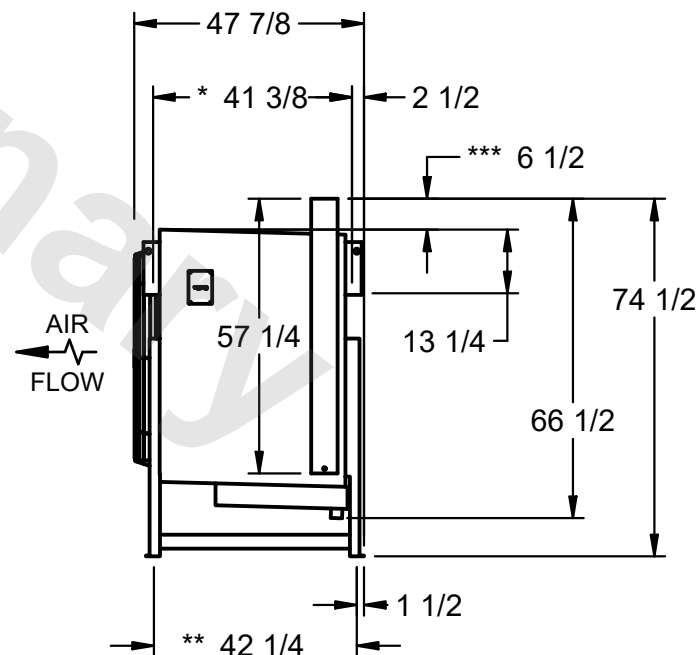
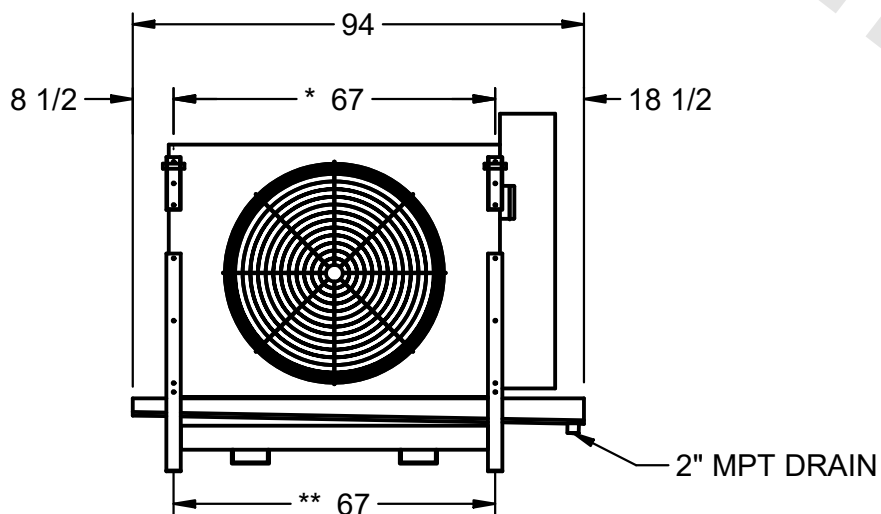
DATE	8/17/2025
------	-----------



- NEMA 4X  
JUNCTION  
BOX

NOTES:

- 1) \* = HANGER HOLE LOCATION.  
\*\* = FOOT PLATE MOUNTING HOLE LOCATION
- 2) RIGHT HAND MODEL SHOWN.
- 3) HANGER HOLES ARE FOR 3/4 INCH THREADED ROD.
- 4) WATER DEFROST ADDS 6" INCHES TO HEIGHT  
OF STANDARD UNIT AND CHANGES DRAIN SIZE.
- 5) ALL DIMENSIONS ARE FOR REFERENCE AND SHOULD NOT  
BE USED FOR PREFABRICATION OF PIPING OR SUPPORTS.
- 6) \*\*\* = HEIGHT OF SUCTION HEADER AND INSTALLED  
THERMOWELL FITTING ABOVE CABINET. CUSTOMER IS  
RESPONSIBLE TO ACCOUNT FOR ADDITIONAL HEIGHT  
NECESSARY FOR RTD AND ACCESS.



PROJECT

ROOM

SHIPPING WEIGHT	1490 lbs
-----------------	----------

OPERATING WEIGHT	1760 lbs
------------------	----------