

CONFIDENTIAL

This document is the property of Evapco, Inc. It should not be copied or disclosed without prior written authorization.

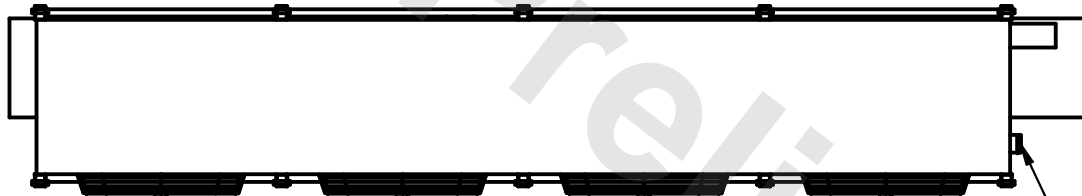
EVAPCO, INC.



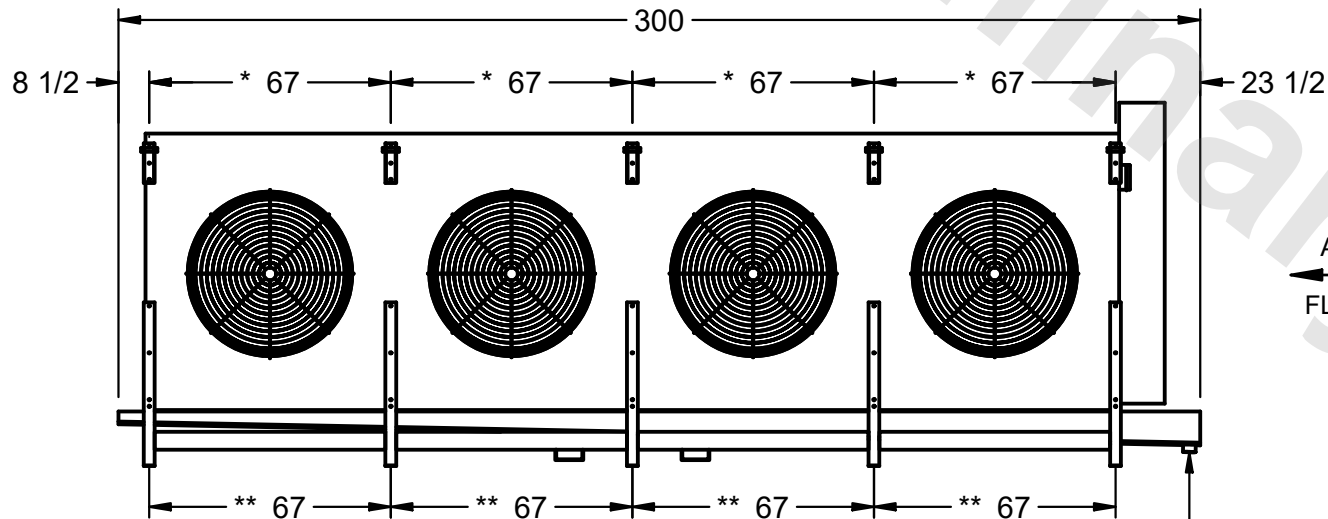
CUSTOMER	MODEL # EJETHE4-134123F0750K1MA	SCALE N.T.S.	DWG. # EJETHE4-SE-36-12R	REV. 0	DATE 8/18/2025
----------	---------------------------------	--------------	--------------------------	--------	----------------

NOTES:

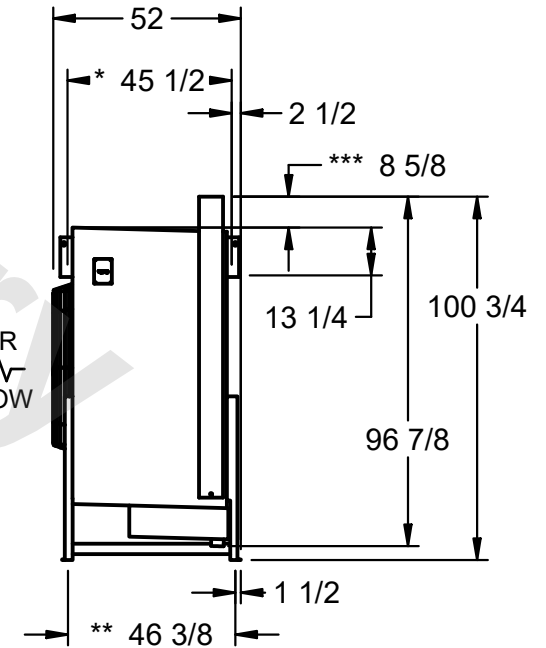
- 1) \* = HANGER HOLE LOCATION.
- \*\* = FOOT PLATE MOUNTING HOLE LOCATION
- 2) RIGHT HAND MODEL SHOWN.
- 3) HANGER HOLES ARE FOR 3/4 INCH THREADED ROD.
- 4) WATER DEFROST ADDS 6" INCHES TO HEIGHT OF STANDARD UNIT AND CHANGES DRAIN SIZE.
- 5) ALL DIMENSIONS ARE FOR REFERENCE AND SHOULD NOT BE USED FOR PREFABRICATION OF PIPING OR SUPPORTS.
- 6) \*\*\* = HEIGHT OF SUCTION HEADER AND INSTALLED THERMOWELL FITTING ABOVE CABINET. CUSTOMER IS RESPONSIBLE TO ACCOUNT FOR ADDITIONAL HEIGHT NECESSARY FOR RTD AND ACCESS.



NEMA 4X  
JUNCTION  
BOX



AIR  
FLOW



3" MPT DRAIN

PROJECT	ROOM	SHIPPING WEIGHT 6720 lbs	OPERATING WEIGHT 8310 lbs
---------	------	--------------------------	---------------------------