

CONFIDENTIAL

This document is the property of Evapco, Inc. It should not be copied or disclosed without prior written authorization.

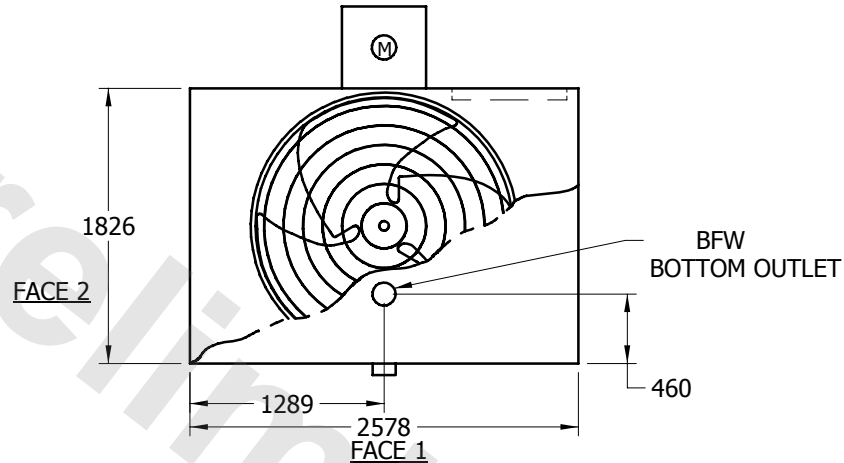
EVAPCO, INC.



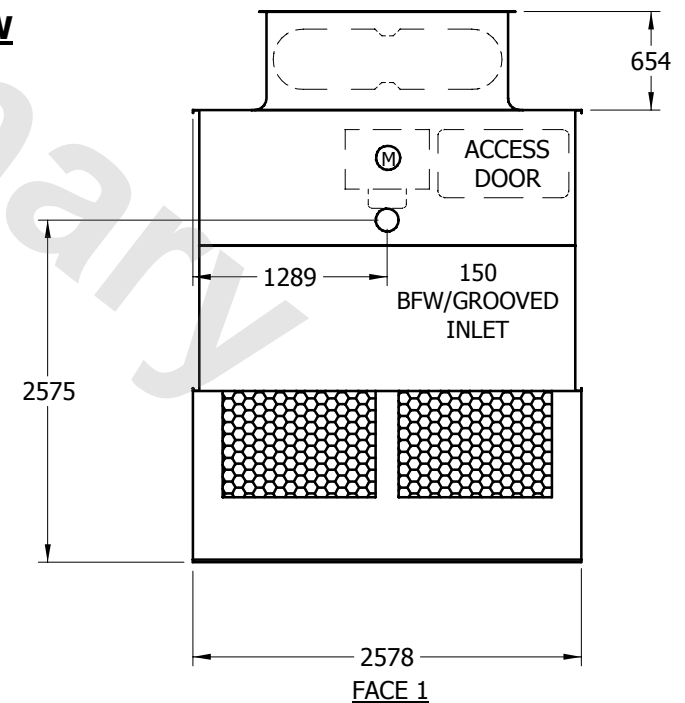
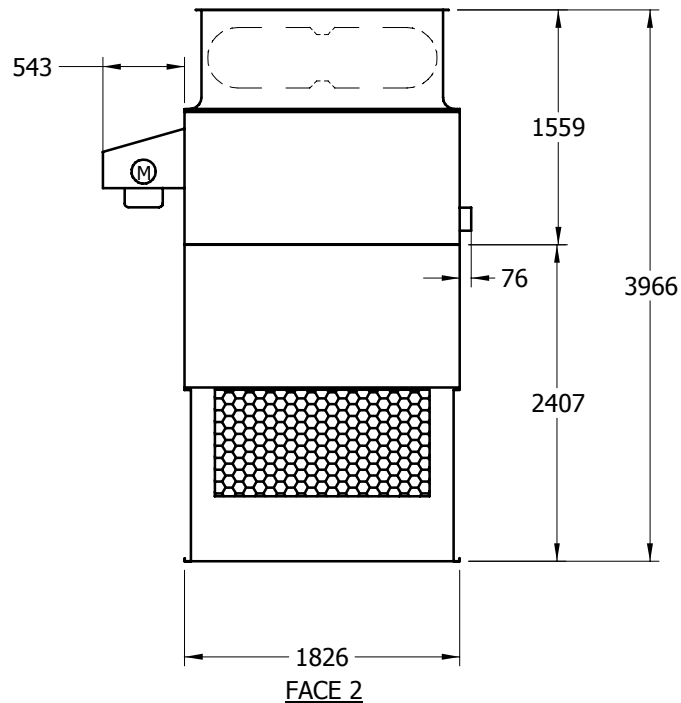
UNIT	COOLING TOWER	MODEL #	AT 420-2K36	SCALE	NTS	DWG. #	T2090648-MRA-RL	REV.		DATE	9/6/2025	SERIAL #	
-------------	----------------------	----------------	-------------	--------------	-----	---------------	-----------------	-------------	--	-------------	----------	-----------------	--

NOTES:

1. M - FAN MOTOR LOCATION
2. HEAVIEST SECTION IS LOWER SECTION
3. MPT DENOTES MALE PIPE THREAD
FPT DENOTES FEMALE PIPE THREAD
BFW DENOTES BEVELED FOR WELDING
4. + UNIT WEIGHT DOES NOT INCLUDE ACCESSORIES (SEE SEPARATE DRAWINGS FOR ACCESSORIES)
5. 19mm DIA. MOUNTING HOLES. REFER TO RECOMMENDED STEEL SUPPORT DRAWING



PLAN VIEW



SHIPPING WEIGHT	1595	kg +	OPERATING WEIGHT	2180	kg	HEAVIEST SECTION WEIGHT	865	kg	NO. OF SHIPPING SECTIONS	2
------------------------	------	-------------	-------------------------	------	-----------	--------------------------------	-----	-----------	---------------------------------	---