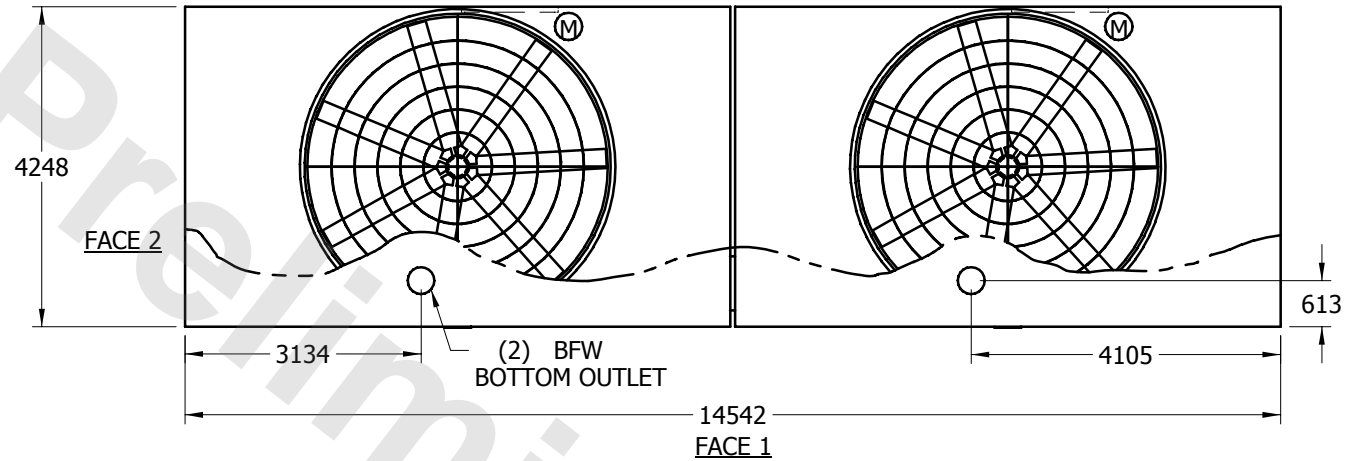


EVAPCO, INC.

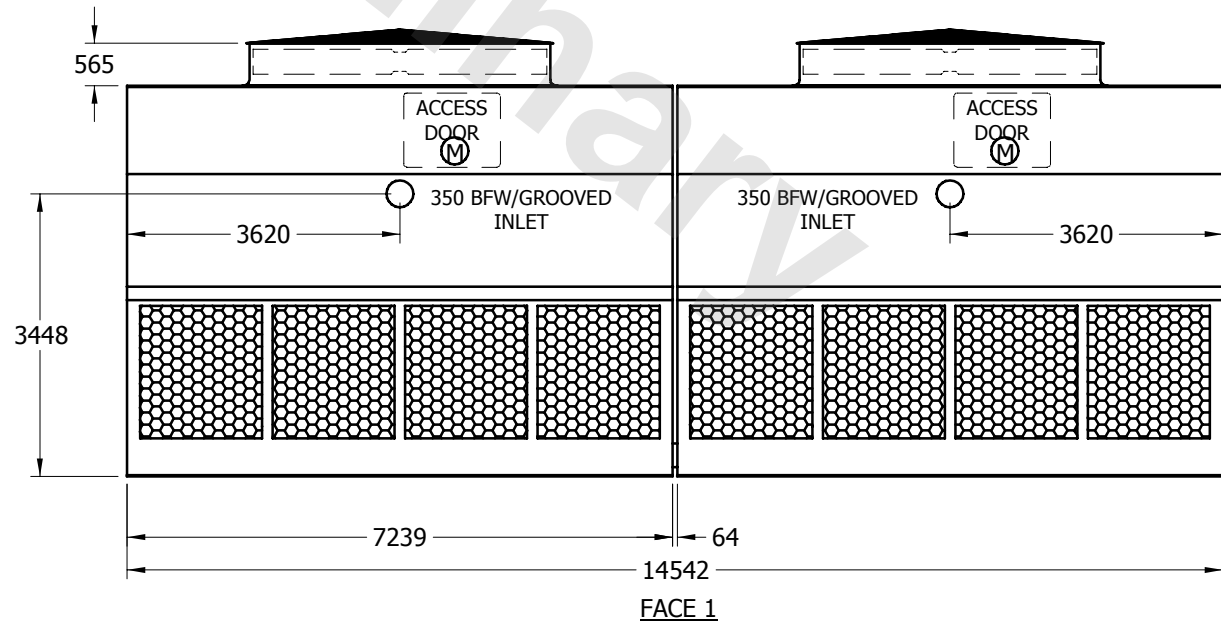
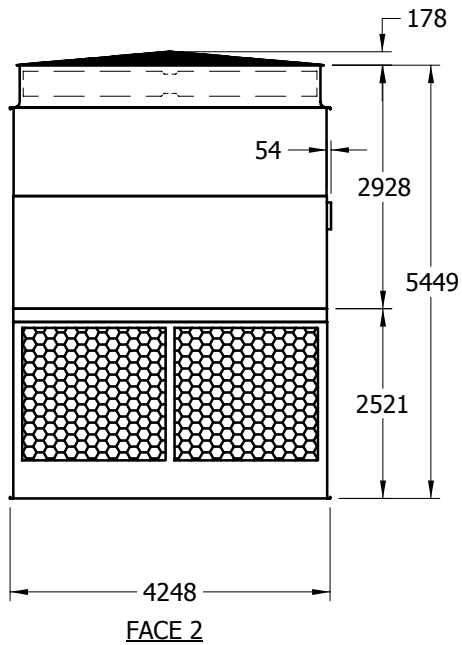


UNIT	COOLING TOWER	MODEL #	AT 312-4P60	SCALE	NTS	DWG. #	T2144824-MRA-RL	REV.		DATE	6/1/2026	SERIAL #	
-------------	----------------------	----------------	-------------	--------------	-----	---------------	-----------------	-------------	--	-------------	----------	-----------------	--

- NOTES:
- (M) - FAN MOTOR LOCATION
 - HEAVIEST SECTION IS UPPER SECTION
 - MPT DENOTES MALE PIPE THREAD
FPT DENOTES FEMALE PIPE THREAD
BFW DENOTES BEVELED FOR WELDING
 - + UNIT WEIGHT DOES NOT INCLUDE ACCESSORIES (SEE SEPARATE DRAWINGS FOR ACCESSORIES)
 - 19mm DIA. MOUNTING HOLES. REFER TO RECOMMENDED STEEL SUPPORT DRAWING



PLAN VIEW



SHIPPING WEIGHT	15570	kg +	OPERATING WEIGHT	21015	kg	HEAVIEST SECTION WEIGHT	5190	kg	NO. OF SHIPPING SECTIONS	4
------------------------	-------	-------------	-------------------------	-------	-----------	--------------------------------	------	-----------	---------------------------------	---