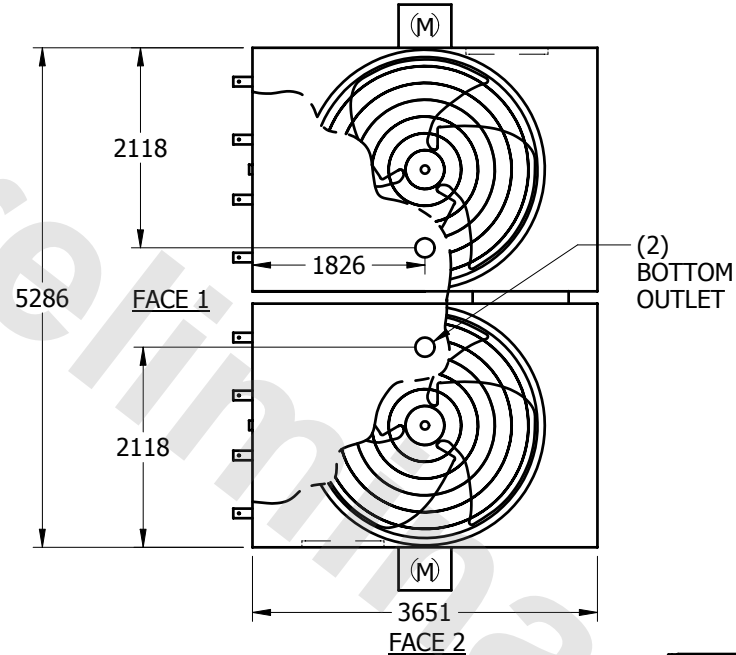


# EVAPCO, INC.

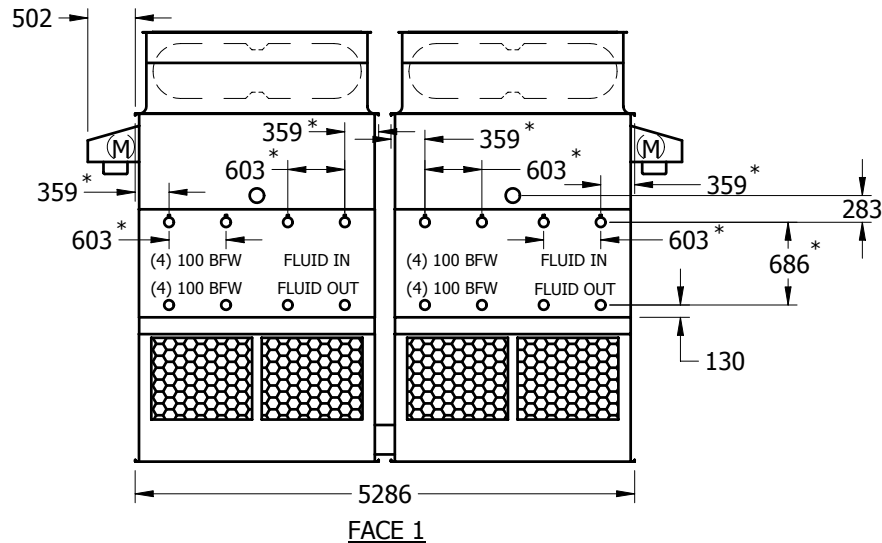


<b>UNIT</b>	<b>CLOSED CIRCUIT COOLER</b>	<b>MODEL #</b>	AT 214-4Q48	<b>SCALE</b>	NTS	<b>DWG. #</b>	W2171208-MRA-SLHR	<b>REV.</b>		<b>DATE</b>	6/10/2026	<b>SERIAL #</b>	
-------------	------------------------------	----------------	-------------	--------------	-----	---------------	-------------------	-------------	--	-------------	-----------	-----------------	--

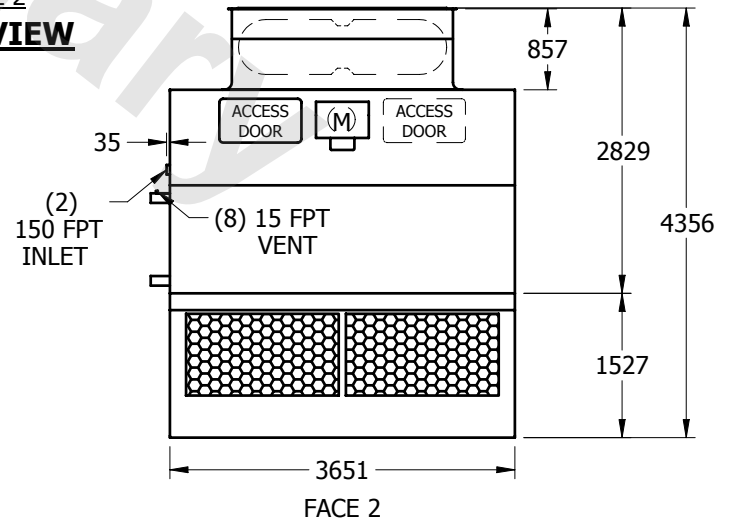
- NOTES:
- (M)- FAN MOTOR LOCATION
  - HEAVIEST SECTION IS UPPER SECTION
  - MPT DENOTES MALE PIPE THREAD  
FPT DENOTES FEMALE PIPE THREAD  
BFW DENOTES BEVELED FOR WELDING
  - + UNIT WEIGHT DOES NOT INCLUDE ACCESSORIES (SEE SEPARATE DRAWINGS FOR ACCESSORIES)
  - 19mm DIA. MOUNTING HOLES. REFER TO RECOMMENDED STEEL SUPPORT DRAWING
  - THE SPRAY PUMP SHOULD BE SIZED FOR 69 L/S AND 17 kPa AT THE INLET CONNECTION
  - \*- APPROXIMATE DIMENSIONS DO NOT USE FOR PRE-FABRICATION OF CONNECTING PIPING



**PLAN VIEW**



**FACE 1**



**FACE 2**

<b>SHIPPING WEIGHT</b>	11190	<b>kg +</b>	<b>OPERATING WEIGHT</b>	15330	<b>kg</b>	<b>HEAVIEST SECTION WEIGHT</b>	4775	<b>kg</b>	<b>NO. OF SHIPPING SECTIONS</b>	4
------------------------	-------	-------------	-------------------------	-------	-----------	--------------------------------	------	-----------	---------------------------------	---