

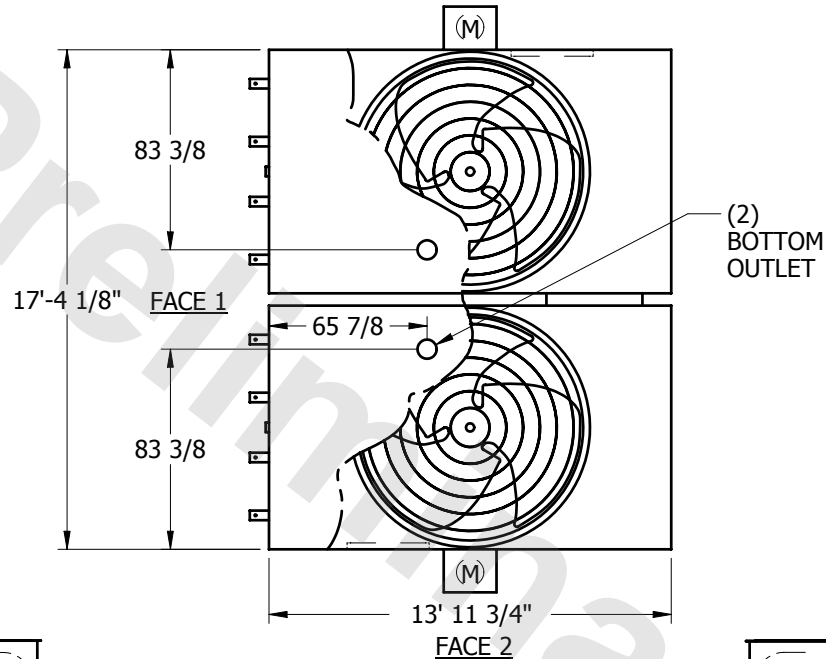
# EVAPCO, INC.



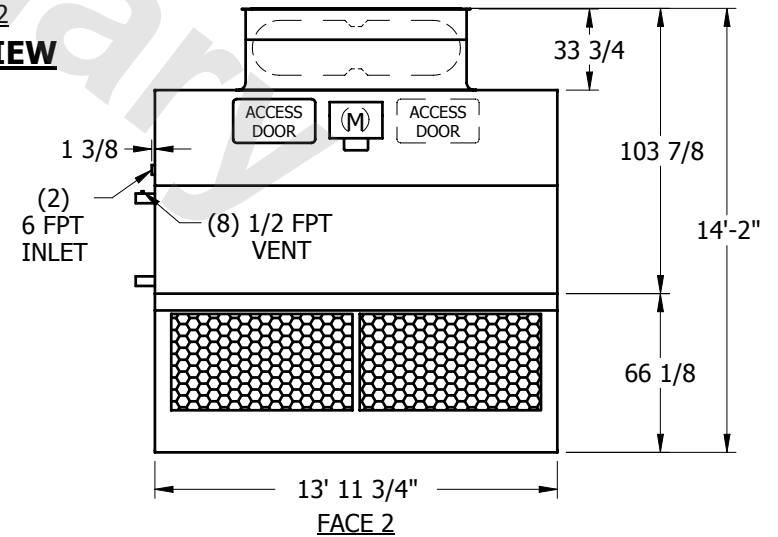
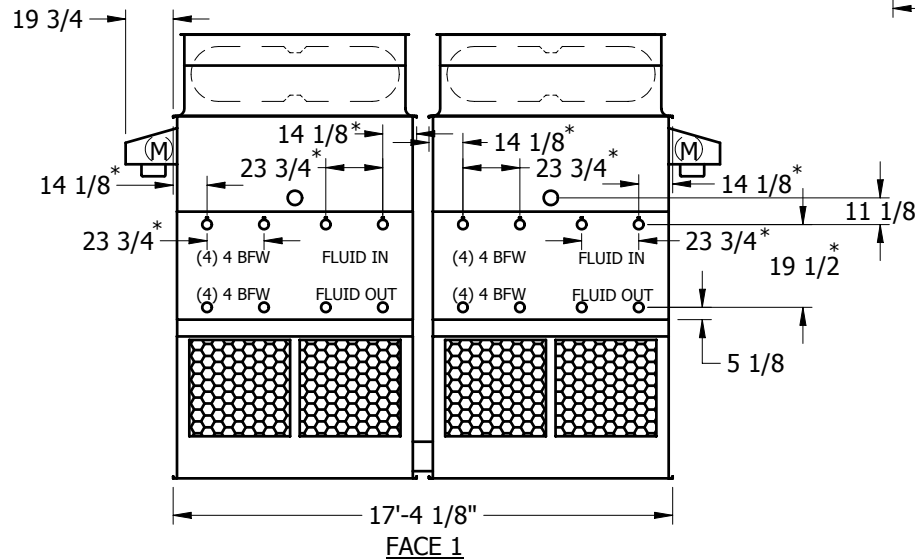
UNIT	CLOSED CIRCUIT COOLER	MODEL #	AT 428-3M48	SCALE	NTS	DWG. #	W2171406-ERA-SLHR	REV.		DATE	7/18/2025	SERIAL #	
------	-----------------------	---------	-------------	-------	-----	--------	-------------------	------	--	------	-----------	----------	--

## NOTES:

1. (M)- FAN MOTOR LOCATION
2. HEAVIEST SECTION IS UPPER SECTION
3. MPT DENOTES MALE PIPE THREAD  
FPT DENOTES FEMALE PIPE THREAD  
BFW DENOTES BEVELED FOR WELDING
4. + UNIT WEIGHT DOES NOT INCLUDE ACCESSORIES (SEE SEPARATE DRAWINGS FOR ACCESSORIES)
5. 3/4" DIA. MOUNTING HOLES. REFER TO RECOMMENDED STEEL SUPPORT DRAWING
6. THE SPRAY PUMP SHOULD BE SIZED FOR 1200 GPM AND 2.5 PSIG AT THE INLET CONNECTION
7. \*- APPROXIMATE DIMENSIONS DO NOT USE FOR PRE-FABRICATION OF CONNECTING PIPING



**PLAN VIEW**



SHIPPING WEIGHT	23940	lbs. +	OPERATING WEIGHT	33120	lbs.	HEAVIEST SECTION WEIGHT	9950	NO. OF SHIPPING SECTIONS	lbs.	kg
-----------------	-------	--------	------------------	-------	------	-------------------------	------	--------------------------	------	----