

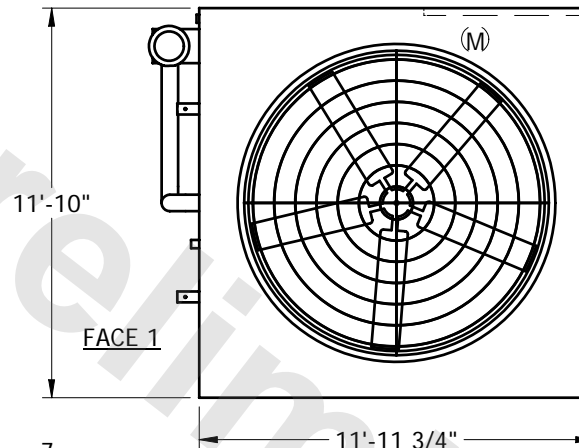
# EVAPCO, INC.



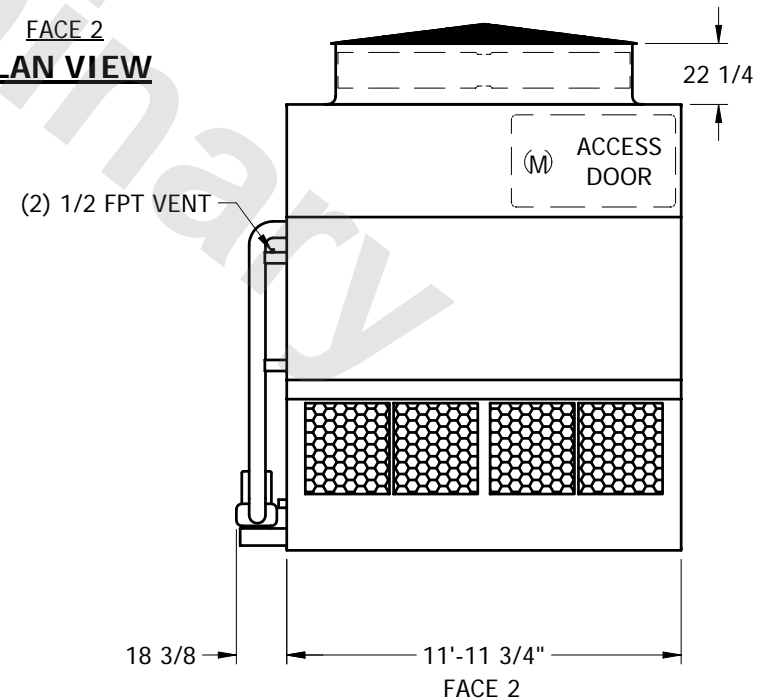
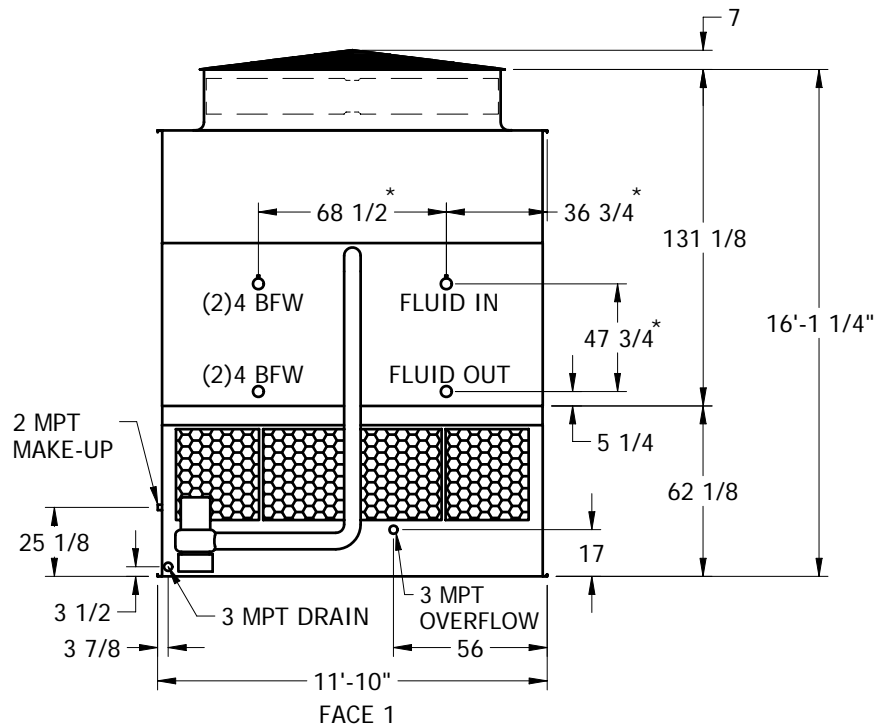
UNIT	CLOSED CIRCUIT COOLER	MODEL #	ATWB 9-7K18	SCALE	NTS	DWG. #	W2121212-ERB-LF	REV.		DATE	6/9/2025	SERIAL #	
------	-----------------------	---------	-------------	-------	-----	--------	-----------------	------	--	------	----------	----------	--

## NOTES:

1. (M) - FAN MOTOR LOCATION
2. HEAVIEST SECTION IS UPPER SECTION
3. MPT DENOTES MALE PIPE THREAD  
FPT DENOTES FEMALE PIPE THREAD  
BFW DENOTES BEVELED FOR WELDING
4. + UNIT WEIGHT DOES NOT INCLUDE ACCESSORIES (SEE SEPARATE DRAWINGS FOR ACCESSORIES)
5. 3/4" DIA. MOUNTING HOLES. REFER TO RECOMMENDED STEEL SUPPORT DRAWING
6. MAKE-UP WATER PRESSURE-20 psi MIN, 50 psi MAX
7. \* - APPROXIMATE DIMENSIONS DO NOT USE FOR PRE-FABRICATION OF CONNECTING PIPING.
8. MAKE-UP IS LOCATED 4 3/4" FROM CONNECTION END.



FACE 2  
**PLAN VIEW**



SHIPPING WEIGHT	22880	lbs. +	OPERATING WEIGHT	34440	lbs.	HEAVIEST SECTION WEIGHT	20310	lbs.	NO. OF SHIPPING SECTIONS	2
-----------------	-------	--------	------------------	-------	------	-------------------------	-------	------	--------------------------	---