

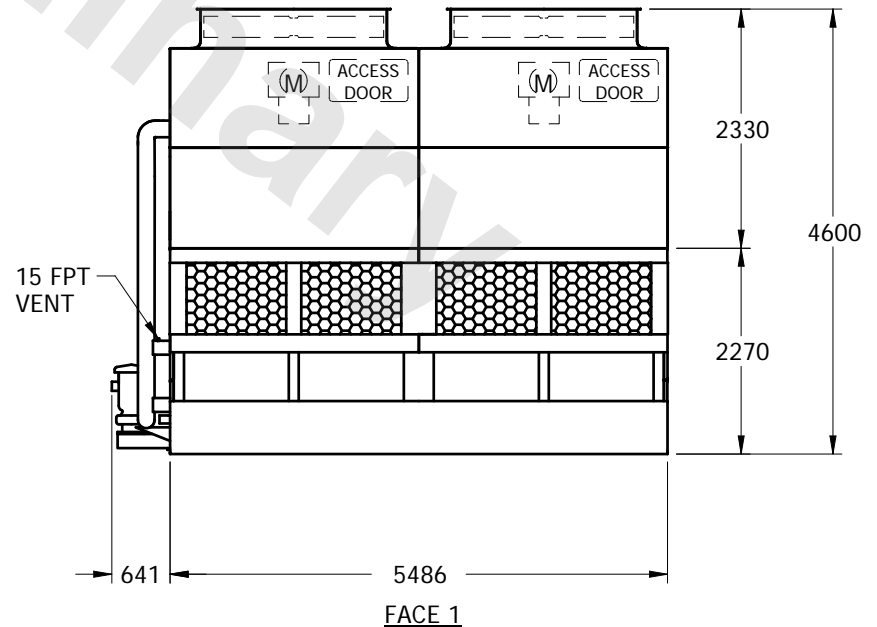
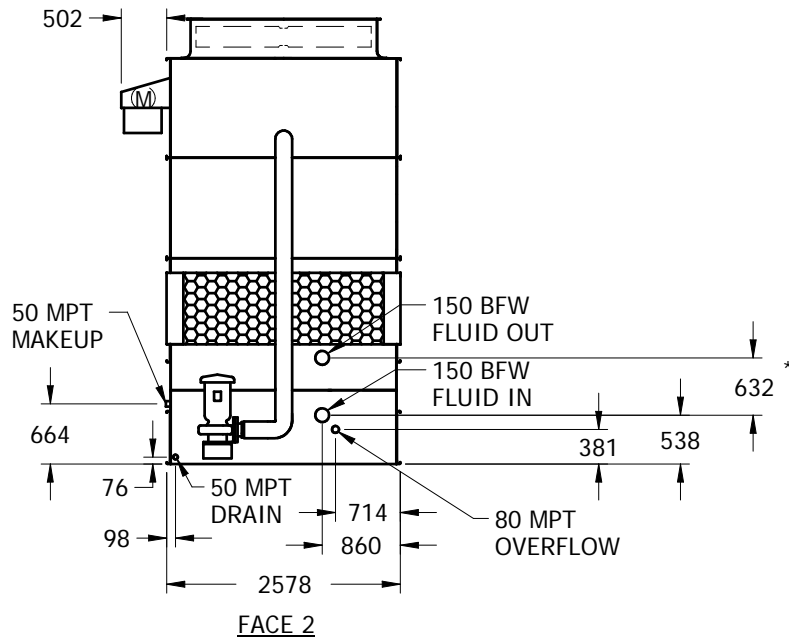
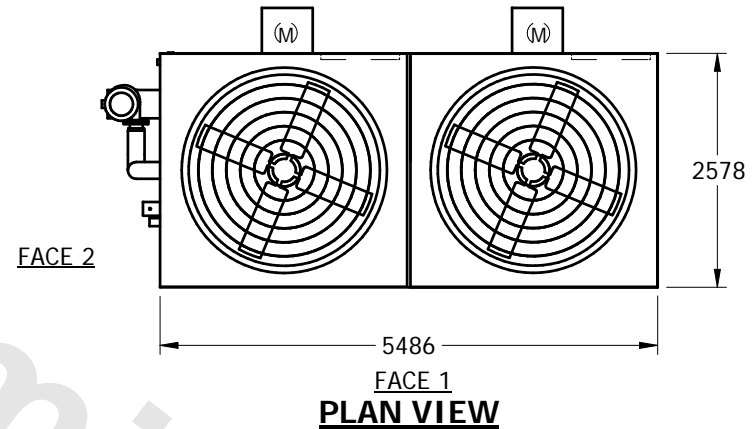
EVAPCO, INC.



UNIT	CLOSED CIRCUIT COOLER	MODEL #	ATC-1294E	SCALE	NTS	DWG. #	WZ09182408-MRB-LFHF	REV.		DATE	6/11/2025	SERIAL #	
------	-----------------------	---------	-----------	-------	-----	--------	---------------------	------	--	------	-----------	----------	--

NOTES:

1. (M) - FAN MOTOR LOCATION
2. HEAVIEST SECTION IS LOWER SECTION
3. MPT DENOTES MALE PIPE THREAD
FPT DENOTES FEMALE PIPE THREAD
BFW DENOTES BEVELED FOR WELDING
4. * UNIT WEIGHT DOES NOT INCLUDE ACCESSORIES (SEE SEPARATE DRAWINGS FOR ACCESSORIES)
5. 19mm DIA. MOUNTING HOLES. REFER TO RECOMMENDED STEEL SUPPORT DRAWING
6. MAKE-UP WATER PRESSURE-137 kPa MIN, 344 kPa MAX
7. * - APPROXIMATE DIMENSIONS DO NOT USE FOR PRE-FABRICATION OF CONNECTING PIPING
8. MAKE-UP IS LOCATED 121mm FROM CONNECTION END



SHIPPING WEIGHT	7485	kg	+	OPERATING WEIGHT	11170	kg	HEAVIEST SECTION WEIGHT	5110	kg	NO. OF SHIPPING SECTIONS	2
-----------------	------	----	---	------------------	-------	----	-------------------------	------	----	--------------------------	---