

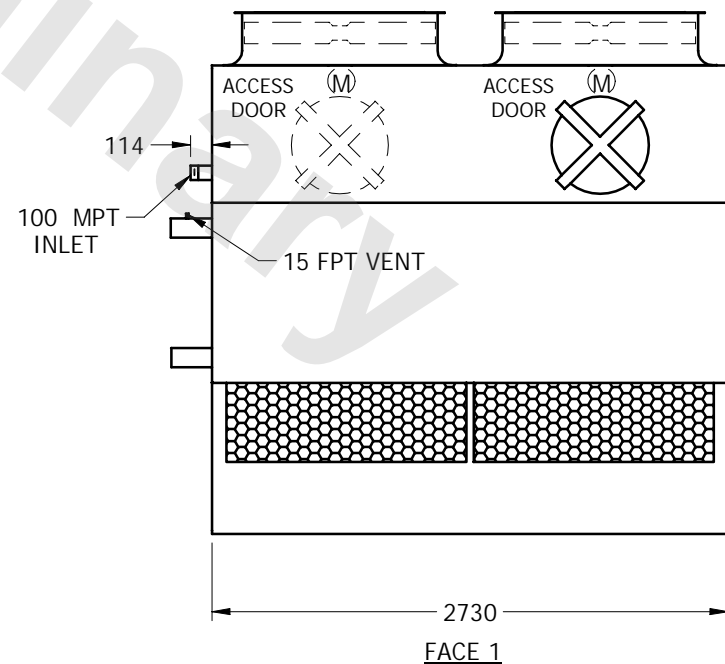
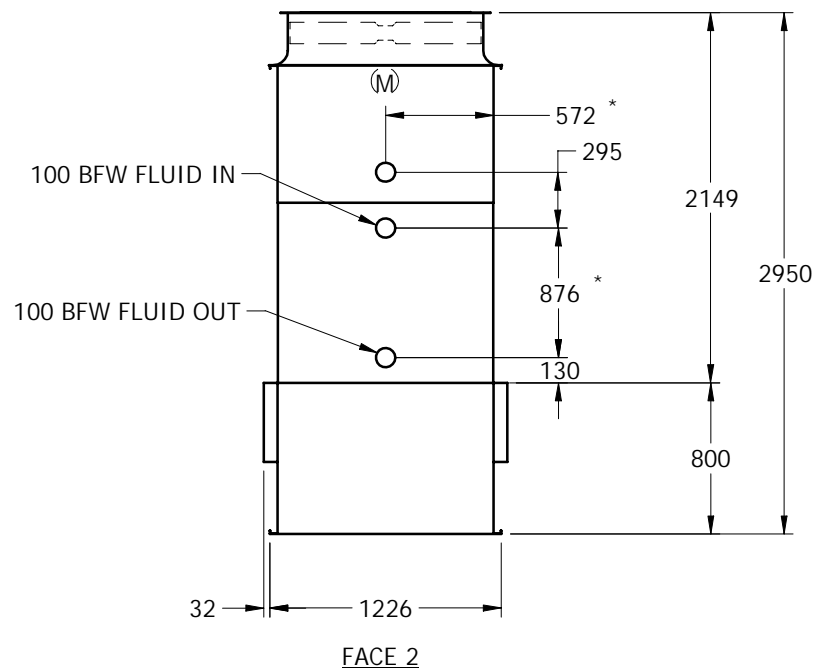
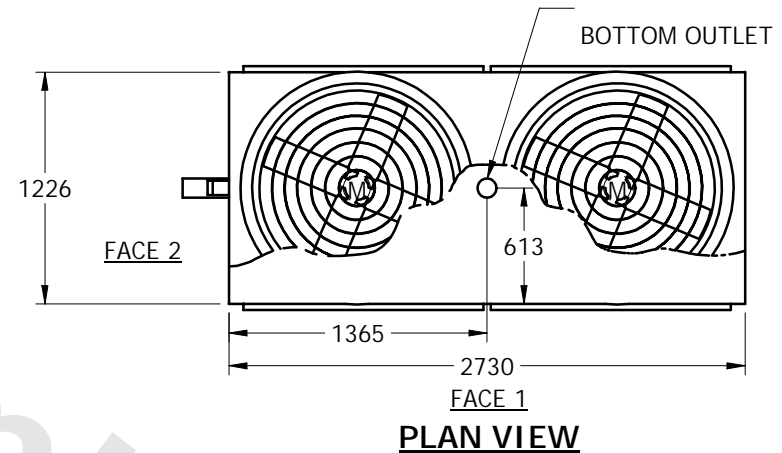
EVAPCO, INC.



| | | | | | | | | | | | | | |
|------|-----------------------|---------|--------------|-------|-----|--------|-----------------|------|--|------|-----------|----------|--|
| UNIT | CLOSED CIRCUIT COOLER | MODEL # | eco-ATC-882A | SCALE | NTS | DWG. # | W2040910-MRE-RS | REV. | | DATE | 6/15/2025 | SERIAL # | |
|------|-----------------------|---------|--------------|-------|-----|--------|-----------------|------|--|------|-----------|----------|--|

NOTES:

1. (M)- FAN MOTOR LOCATION
2. HEAVIEST SECTION IS UPPER SECTION
3. MPT DENOTES MALE PIPE THREAD
FPT DENOTES FEMALE PIPE THREAD
BFW DENOTES BEVELED FOR WELDING
4. + UNIT WEIGHT DOES NOT INCLUDE ACCESSORIES (SEE SEPARATE DRAWINGS FOR ACCESSORIES)
5. 19mm DIA. MOUNTING HOLES. REFER TO RECOMMENDED STEEL SUPPORT DRAWING
6. THE SPRAY PUMP SHOULD BE SIZED FOR 13 L/S AND 14 kPa AT THE INLET CONNECTION
7. *- APPROXIMATE DIMENSIONS DO NOT USE FOR PRE-FABRICATION OF CONNECTING PIPING



| | | | | | | | | | | |
|-----------------|------|------|------------------|------|----|-------------------------|------|----|--------------------------|---|
| SHIPPING WEIGHT | 2345 | kg + | OPERATING WEIGHT | 3310 | kg | HEAVIEST SECTION WEIGHT | 2065 | kg | NO. OF SHIPPING SECTIONS | 2 |
|-----------------|------|------|------------------|------|----|-------------------------|------|----|--------------------------|---|